



**Tree Survey, Arboricultural Impact Assessment and Tree
Protection Scheme to BS 5837:2012**

**Address: Dalguise House,
Monkstown,
Co. Dublin**

Client: Roughan & O Donovan Consultants
Author: Conor Morgan B. Agri Sci. (Land. Hort.) MCA
Report Reference: DSHD18042101
Date: 24/08/22

**2 Rainforest Mountain View Road ■ Killiney ■ Co Dublin ■
Phone: 086 031 7103 ■ www.mytree.ie ■ leinstertree@gmail.com
Services Include:**



**Arboricultural Consultancy | Arboricultural Contracting
Tree Constraints/ Protection Plans ■ Arboricultural Impact Assessments**



CONTENTS

PART 1- EXECUTIVE SUMMARY	2
Introduction	
Tree Survey	
Main Categories	
Arboricultural Impact Assessment	
Root Protection	
Tree Protection Scheme	
Conclusion	
PART 2 - GENERAL INFORMATION	8
The Author/Surveyor	
Brief from Client	
Description of Proposed Development	
Documents Referenced	
List of Documents Received	
Limitations	
Printing	
Terms and Definitions	
PART 3 - TREE SURVEY	11
Methodology	
Analysis	
Key to Tree Survey Schedule and Plans	
Tree Category Codes	
Tree Survey Schedule	
Tree Survey Plan	
PART 4 - ARBORICULTURAL IMPACT ASSESSMENT	55
Introduction	
Observations	
Arboricultural Impact Assessment Plan	
Conclusions	
PART 5 – TREE PROTECTION SCHEME	60
General	
Protective Barriers and Ground Protection	
Arboricultural Method Statement	
Tree Protection Plan	
Notice for Tree Protection Barriers	

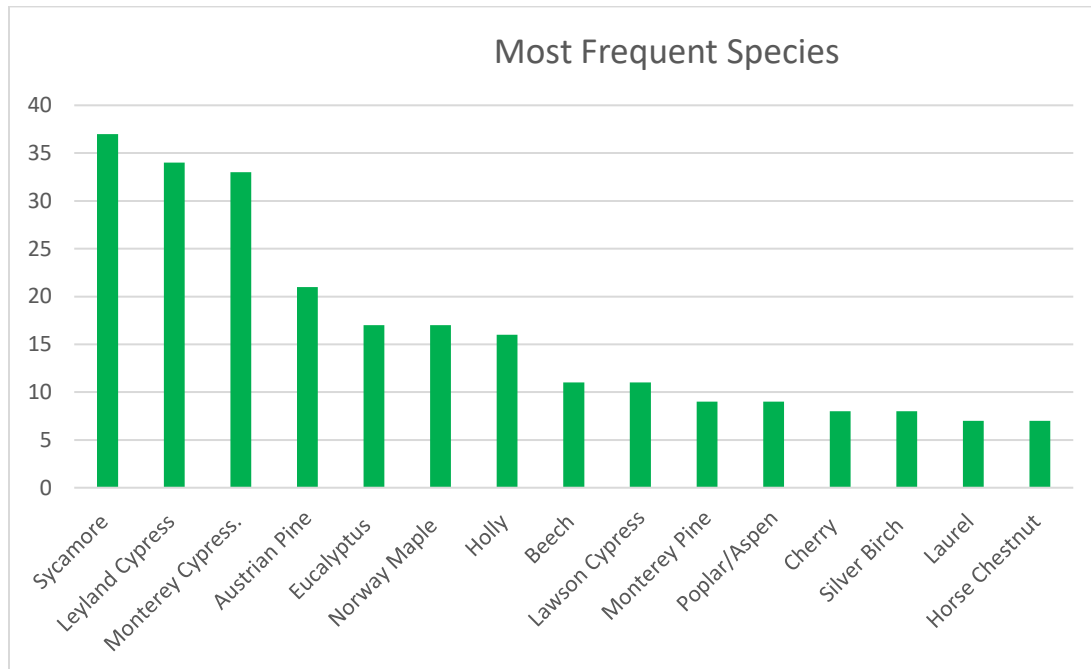
PART 1 - EXECUTIVE SUMMARY

- 1.1 The proposed development Consists of a residential scheme consisting of 491 No. residential units, across 3 houses, 488 No. apartments in 11 No. apartment blocks and existing structures on site. The scheme includes a basement car park and ancillary services.

1.2 Tree Survey

The survey was carried out by the author between December 16th and 23rd 2021. The weather was cold with showers of rain. A total of 346 trees and tree groups were recorded. The area inside the site boundary is approximately 32,000 square meters. The site contains broadly three categories of trees: mature individual specimen trees, younger specimen trees and wild seeded and light suppressed undergrowth trees mostly along the boundaries and in the northern half of the site. There is an abundance of:

Acer pseudoplatanus	(Sycamore)
Cupressus leylandii	(Leyland Cypress)
Cupressus macrocarpa	(Monterey Cypress)
Pinus nigra	(Austrian Pine)
Eucalyptus sp.	(Eucalyptus sp.)
Acer platanoides	(Norway Maple)
Ilex aquifolium	(Holly)
Fagus sylvatica	(Beech)
Chamaecyparis lawsoniana	(Lawson cypress)
Pinus radiata	(Monterey Pine)
Poplar/ Aspen	(Populus tremula)
Cherry	(Prunus avium)
Silver birch	(Betula pendula)
Laurel	(Prunus lusitanica)
Horse Chestnut	(Aesculus hippocastanum)



The larger specimen trees are located along the existing lane and toward the centre of the site in a parkland arrangement. There are some very massive conifer specimens (*Pinus radiata*) clustered in the northwest corner of the site. There are impressive specimen *Fagus sylvatica* along the lane and in the central parkland. There also several very large specimens at the boundaries. The northern floodplain contains a lot of large specimens and north of the serpentine access lane there are important specimens of *Quercus petraea* (Sessile Oak). More modern interventions have seen the planting of long lines of *Cupressus leylandii* and *Populus* sp. at the boundaries perhaps for privacy. The landscape has in recent years become unmanaged and derelict with large areas returning to scrub filled with self-seeded species. Woodland has been left unmanaged and filled with light suppressed individuals unsuitable for long term retention. In some instances large specimens particularly conifers have fallen over. Large deciduous specimens have become infested with decay pathogens and have been marked for removal. In some cases trees were surveyed as large groups in accordance with BS 5837:2012

1.3 The trees surveyed fall into **Three Main Categories**:

CATEGORY 1: Mature Specimen Trees

CATEGORY 2: More Recent Specimen Trees

CATEGORY 3: Wild-seeded and Overgrown Thicket Trees

Tree species surveyed include:

Sycamore (<i>Acer pseudoplatanus</i>)	Snakebark Maple (<i>Acer capillipes</i>)
Leyland Cypress (<i>Cupressus leylandii</i>)	Strawberry Tree (<i>Arbutus unedo</i>)
Monterey Cypress. (<i>Cupressus macrocarpa</i>)	Arizona Cypress (<i>Cupressus arizonica</i>)
Austrian Pine (<i>Pinus nigra</i>)	Line of Trees
Eucalyptus (<i>Eucalyptus sp.</i>)	Cherry (<i>Prunus sp.</i>),
Norway Maple (<i>Acer platanoides</i>)	Norway Maple (<i>Acer platanoides</i>),
Holly (<i>Ilex aquifolium</i>)	Hornbeam (<i>Carpinus betulus</i>)
Beech (<i>Fagus sylvatica</i>)	Red Oak (<i>Quercus rubra</i>)
Lawson Cypress (<i>Chamaecyparis lawsoniana</i>)	Atlantic Blue Cedar (<i>Cedrus atlantica glauca</i>)
Monterey Pine (<i>Pinus radiata</i>)	Black Alder (<i>Alnus glutinosa</i>)
Poplar/Aspen (<i>Populus tremula</i>)	Black Walnut (<i>Juglans nigra</i>)
Cherry (<i>Prunus avium</i>)	Brewer Spruce (<i>Picea Breweriana</i>)
Silver Birch (<i>Betula pendula</i>)	Cider gum (<i>Eucalyptus gunnii</i>)
Laurel (<i>Prunus lusitanica</i>)	Crack Willow (<i>Salix fragilis</i>)
Horse Chestnut (<i>Aesculus hippocastanum</i>)	Douglas Fir (<i>Pseudotsuga menziesii</i>)
Dawn Redwood (<i>Metasequoia glyptostroboides</i>)	Griselinia (<i>Griselinia littoralis</i>)
Flowering Cherry (<i>Prunus subhirtella</i>)	Handkerchief Tree (<i>Davidia involucrata</i>)
Copper Beech (<i>Fagus sylvatica</i> "Purpurea")	Holm Oak (<i>Quercus ilex</i>)
Scots Elm (<i>Ulmus glabra</i>)	Knife Leaf Wattle (<i>Acacia cultriformis</i>)
Crab Apple (<i>Malus sp.</i>)	Little Leaf Lime (<i>Tilia cordata</i>)
Yew (<i>Taxus baccata</i>)	Lodgepole Pine (<i>Pinus contorta</i>)
Hawthorn (<i>Crataegus monogyna</i>)	Lombardy Poplar (<i>Populus nigra</i> "Italica")
Holly Oak (<i>Quercus ilex</i>)	Mediterranean Redbud (<i>Cercis siliquastrum</i>)
Pittosporum (<i>Pittosporum tenuifolium</i>)	Mulberry (<i>Morus nigra</i>)
White Pine (<i>Pinus strobus</i>)	Paper Bark Birch (<i>Betula papyrifera</i>)
Apple (<i>Malus sp.</i>)	Pine (<i>Pinus Sp.</i>)
Cherry (<i>Prunus sp.</i>)	Privet (<i>Ligustrum ovalifolium</i>)
Chilean Myrtle (<i>Luma apiculata</i>) and misc.	Rauli (<i>Nothofagus procera</i>)
Hazel (<i>Corylus avellana</i>)	Mountain Ash (<i>Sorbus aucuparia</i>)
Ash (<i>Fraxinus excelsior</i>)	Swedish Whitebeam (<i>Sorbus intermedia</i>)
Bay Laurel (<i>Laurus nobilis</i>)	Variegated Holly (<i>Ilex aquifolium</i>)
Blue Gum (<i>Eucalyptus globulus</i>)	Walnut (<i>Juglans regia</i>)
Himalayan Birch (<i>Betula utilis</i>)	Weeping Ash (<i>Fraxinus excelsior</i> "Pendula").
Himalayan Cedar (<i>Cedrus deodara</i>)	Weeping Birch (<i>Betula pendula</i>)
Lime (<i>Tilia x vulgare</i>)	Weeping Pear (<i>Pyrus salicifolia</i>)
Red Oak (<i>Quercus rubra</i>)	Western Hemlock (<i>Tsuga heterophylla</i>)
Scots Pine (<i>Pinus sylvestris</i>)	Western Red Cedar (<i>Thuja plicata</i>)
Sessile Oak (<i>Quercus petraea</i>)	White Pine (<i>Pinus strobus</i>)
	Whitebeam (<i>Sorbus aria</i>)
	Willow sp. (<i>Salix Sp</i>)

The largest and most important trees can be found along the lane, in the northern flood plain of the stream in the central parkland, the northwest corner and dotted along the boundaries:

There are 24 category “A” trees

There are 79 category “B” trees

There are 134 category “C” trees

There are 109 category “R” trees

1.4 Arboricultural Impact Assessment

95 tree groups and individual trees are positioned within the area which needs to be cleared for the construction of the new development. These trees must be removed to facilitate construction. These trees include Tree #.

488	612	632	681	711
491	613	646	682	713
493	614	647	683	720
495	616	648	684	G9
496	617	649	685	724
506	618	650	687	G10
507	619	651	688	G12
510	620	652	689	727
513	621	653	690	728
534	622	654	692	732
537	623	655	694	733
538	625	664	699	740
540	626	665	700	741
545	627	666	701	742
549	628	667	702	744
553	629	668	703	749
575	630	675	704	751
576	631	676	706	763
578	G5	678	709	764

This is a relatively positive outcome for the following reasons. 68 of the 95 trees are category “C” trees or groups of trees Category “C-R”. Groups are always described as a category range. A tree can be designated category “C” for a number of reasons. Any tree with a diameter at breast height of 150mm or

less will be given category “C” status. Any tree whose “Estimated remaining contribution” is 10 years or less is given category “C” status. A tree which could be expected to remain standing for more than 10 years but also contains a major defect can be give category “C” status also. This means that 72% of the trees removed to facilitate the development are small, low quality, contain a major defect and or have no future contribution beyond 10 years.

The removal of 24 No. category “B” trees is required to facilitate the development. As a percentage of the 346 trees and tree groups on site, that loss represents 6.9%. This is a remarkable feat of preservation given the scale and density of this development. As a percentage of the 95 No. trees removed, it is 25%. Only a quarter of the trees removed have any real value beyond 10 years.

The development requires the removal of only 3 No. category “A” trees out of a total of 346 trees currently on site that is a tiny fraction well below 1%. This outcome is a testament to the diligence of the design team and the respect which they have shown to the living heritage of the site

Out of the above 95 No. trees/groups, 68 are poor quality trees with a short “Estimated Remaining Contribution”. For these reasons these trees represent a minor loss which can easily be mitigated by replacement planting in the new landscape scheme. The removal of the trees will have a visual effect beyond the boundaries of the site because a large portion of the site occupies an elevated bridge above the small river valley below. This can be mitigated by replanting larger high quality standards. The new scheme will include the planting of 213 No. new trees in total. Many of these will be very large up to 60-70cm girth. They will be very substantial trees with perfect architecture, hand-picked from the nursery. The issue of loss of screening will be resolved by replacement planting along the boundaries. Please see Landscape Plan for location of replacement trees and the planting schedule for specifications and quantities.

The removal of 109 category “R” trees is recommended irrespective of the proposed development. These trees are in immediate danger of falling and /or are deemed to be of no value within 10 years of the assessment.

The arboricultural impact is MODERATE TO LOW. The Arboricultural Impact can be mitigated primarily with replacement planting, and protective barriers, as set out in Part 5. Due to the young age, small size and poor quality of many of the trees to be removed from the site, replacement in the new scheme would be achieved by the planting of an extensive new scheme. The new tree planting will provide ample screening of the site and, ensure that tree cover is maintained in the long term.

1.5 Root Protection

New excavations encroach onto the Root Protection Areas (RPAs) of 18 No. retained trees. The scheme has been carefully designed to have the lowest possible impact on the important trees there. However some trees “Root protection areas” will be affected by some amount of excavation. This will affect the following trees:

500, 522, 556, 560, 563, 574, 579, 596, 591, 615, 637, 671, 717, 725, 729, 755, 762, 775

Excavation encroaches into 16 of these trees by less than 20%. These encroachments can be managed easily using arboricultural methodology. It encroaches into the root protection area of #637 by 23%. This percentage is slightly higher but can be successfully managed using arboricultural methodology and irrigation. Tree # 717 would be showing an excavation area of 37% if the "RPA was a standard circle. However the RPA of this tree is greatly impeded by heavy stone wall contemporaneous with the tree. The large area of arboricultural methodology shown on the Constraints Plan is an area of demolition on the other side of that wall. Arboricultural methodology will be employed to protect any small roots which may exist in this area. This 37% does not represent a loss of 37% of the roots of this tree but an expected root loss of almost zero.

Areas of excavation within the "RPA"s of retained trees expressed as a percentage of the total "Root Protection Area"

500	6.9%
522	2.8%
556	8.5
560	2%
563	16.9%
574	13.1%
579	7.9%
596	1.9%
591	1.5%
615	13%
637	23%
671	.7%
717	37% (Not root loss but demolition over an area which could contain a small # of roots.)
725	2%
729	13.5%
755	.8%
762	2.8%
775	9.3%

All of the retained trees are expected to stay in the same condition that they are in currently. Damage to any roots in the excavation shall be mitigated by the adoption of arboricultural methodology during excavation.

The remainder of the RPA's will be protected during development by tree protection barriers. Tree protection barriers will be used to protect the RPAs of retained trees, in 15 different areas. Please see Tree Constraints/Protection Plan.

Outside of the areas of arboricultural methodology where the "RPA" of a retained tree cannot be fully protected by tree protection fencing, the roots and soil will be protected by ground protection systems. These systems may include cellular confinement stems, heavy mats and or no dig paving or similar product compliant with BS 5837 recommendation. Please see Tree Constraints/ Protection Plan.

1.6 **Tree Protection Scheme**

Specifications for tree protection barriers are provided, along with general advice on tree retention and an arboricultural method statement for tree works with landscaping advice. Tree protection and arboricultural methodology shall be deployed where indicated on the Tree Protection Plan.

1.7 **Conclusion**

The arboricultural impact is MODERATE TO LOW. The Arboricultural Impact can be mitigated primarily with replacement planting, and protective barriers, as set out in Part 5. Due to the young age, small size and poor quality of many of the trees to be removed from the site, replacement in the new scheme would be achieved by the planting of an extensive new scheme. The new tree planting will provide ample screening of the site and, ensure that tree cover is maintained in the long term.

PART 2 - GENERAL INFORMATION

2.1 The Author/Surveyor

My name is Conor Morgan. I am a Bachelor of Agricultural Science from the National University of Ireland, University College Dublin. I attained honours specializing in Landscape Horticulture. I am a fully qualified Landscape Architect with seven years' experience in the field. I am a fully certified Arborist accredited by the MAA and I have practiced arboriculture as a consultant and a contractor for 14 years. During this time I have managed several large firms and founded my own firm Leinster Tree Service.

2.2 Brief from Client

To carry out a tree survey to BS 5837 in order to produce a BS 5837 report incorporating Arboricultural Impact Assessment, Tree Protection and Arboricultural Method Statement.

2.3 Description of the Proposed Development

The proposed development Consists of a residential scheme consisting of 491 No. residential units, across 3 houses, 488 No. apartments in 11 No. apartment blocks and existing structures on site. The scheme includes a basement car park and ancillary services.

2.4 Documents Referenced

The British Standard Institute publication BS 5837:2012 'Trees in relation to design, demolition and construction - Recommendations' is referred to throughout this report. This is an internationally recognised standard typically used by Local Planning Authorities (LPAs) to assess planning applications. It is frequently referred to in planning conditions to enforce protection or control of works that may be harmful to trees both on and off the site.

2.5 List of Documents Received from Client or a Representative of the Client:

- Elevations
- Floor Plans
- Site plan
- Section Drawings
- Site Survey
- Construction and Environmental Management Plan
- Engineers' drawings
- Landscape drawings

2.6 Limitations

This report was prepared for use by our client in accordance with the terms of the contract and for planning purposes only. It is not a substitute for a tree condition, insurance, or mortgage service. Information provided by third parties used in the preparation of this report is assumed to be correct. The contents are copyright and may not be duplicated or used by third parties without the written consent of Leinster Tree Service.

2.7 Printing

Part of this report may be contained in separate pdf or AutoCad files designed for electronic release. If printing or using this document, please note that the plan drawings and tree survey table and definitions may accompany this report in separate files.

2.8 Terms & Definitions

Arboricultural Method Statement – guidelines for specified working operations near trees to avoid any harmful impact as defined within BS 5837:2012. This can cover a range of works from tree work to operating cranes, installing foundations or services and guidelines for how special engineering must perform to function as a tree protection measure.

- 2.8.1 *Compression Fork* – a weak branch formation resulting from an acute angle between forking branches. This creates pressure between the limbs as they grow and push each other apart at the union creating an increased risk of branch failure. Some species are more prone to compression forks than others.
- 2.8.2 *Conservation Area* – an area of land designated through planning legislation, within which no tree above 7 centimeters stem diameter (at 1.3m above ground level) can be lopped, topped or removed without following a process of notifying the LPA. There are certain notable exceptions in the cases of dead or dangerous trees.
- 2.8.3 *Coppice* - A traditional management technique in which broadleaved trees are cut to just above ground level and the resulting shoots are then harvested on a cycle and used for a wide variety of purposes such as wood fuel and hurdle making. Most coniferous / evergreen trees do not coppice.
- 2.8.4 *Ground Protection* – in this context the term refers to a method for preventing the ground from being disturbed, usually within the Root Protection Areas of retained trees. Other uses include protection areas to be planted. The way ground protection should be designed to perform is typically described within an Arboricultural Method Statement.
- 2.8.5 *Local Planning Authority* – Typically a department of the local council that manages planning and protected tree issues.

- 2.8.6 *Root Protection Area (RPA)* – a minimum recommended area for tree protection in ‘BS 5837:2012 Tree in Relation to Construction’. In these areas works should be avoided where possible. Where work in these areas cannot be avoided, it should be carried out in accordance with a Tree Protection Plan and / or Arboricultural Method Statement.
- 2.8.7 *Tree Constraints Plan* – as defined within BS 5837:2012. This plan shows above and below ground constraints that may impact on a planning proposal such as the tree branch spread and Root Protection Area.
- 2.8.8 *Tree Preservation Order (TPO)* – a type of land charge which specifies certain trees for protection under the Town and Country Planning Act (1990). It makes it necessary to make an application to the LPA to work on them (with notable exceptions). And a criminal offence to otherwise damage or destroy them.
- 2.8.9 *Tree Protection Plan* – as defined within BS 5837:2012. This shows the layout of protective measures for retained trees in, typically including tree protective fencing and / or ground protection. And in some cases, shows where special working methods recommended in the Arboricultural Method Statement in this report will be adopted. This is intended to be used for planning purposes and also as a reference on-site.

PART 3 – TREE SURVEY

3.1 Methodology

Data was collected in accordance with the requirements of British Standard 5837:2012. All observations were from ground level without detailed or invasive investigations. Measurements were taken using a diameter tape, digital clinometer and laser measure. Where this was not possible or reasonably practical; measurements have been estimated by eye.

The trees were surveyed and assessed impartially and irrespective of the proposed development. Management recommendations should be implemented regardless of any proposed development for reasons of sound arboricultural management or safety.

BS 5837:2012 requires retention of better quality (category A and B trees) where possible. Planning permission overrides a Tree Preservation Order and Conservation Area. Furthermore, trees are a material consideration in the planning system irrespective of their legal status. It is therefore not considered necessary to highlight or give additional merit to trees that have legal protection. Trees in land adjacent to the site are considered where they may be impacted by development. For example when roots or branches encroach onto the site.

Trees may be recorded as group or woodland where

- i. The canopies touch.
- ii. The trees have more group value than individual merit.
- iii. They are part of a formal landscape feature like an avenue.
- iv. It is impractical to record them individually.

Trees within groups or woodlands etc. are recorded individually where it is necessary to distinguish them from others.

3.2 Analysis

Species: The common and scientific names recorded are as follows:

Sycamore (*Acer pseudoplatanus*)
Leyland Cypress (*Cupressus leylandii*)
Monterey Cypress. (*Cupressus macrocarpa*)
Austrian Pine (*Pinus nigra*)
Eucalyptus (*Eucalyptus sp.*)
Norway Maple (*Acer platanoides*)
Holly (*Ilex aquifolium*)
Beech (*Fagus sylvatica*)
Lawson Cypress (*Chamaecyparis lawsoniana*)
Monterey Pine (*Pinus radiata*)
Poplar/Aspen (*Populus tremula*)
Cherry (*Prunus avium*)

Silver Birch (*Betula pendula*)
Laurel (*Prunus lusitanica*)
Horse Chestnut (*Aesculus hippocastanum*)
Dawn Redwood (*Metasequoia glyptostroboides*)
Flowering Cherry (*Prunus subhirtella*)
Copper Beech (*Fagus sylvatica* "Purpurea")
Scots Elm (*Ulmus glabra*)
Crab Apple (*Malus sp.*)
Yew (*Taxus baccata*)
Hawthorn (*Crataegus monogyna*)
Holly Oak (*Quercus ilex*)
Pittosporum (*Pittosporum tenuifolium*)

White Pine (*Pinus strobus*)
 Apple (*Malus sp*)
 Cherry (*Prunus sp.*)
 Chilean Myrtle (*Luma apiculata*) and misc.
 Hazel (*Corylus avellana*)
 Ash (*Fraxinus excelsior*)
 Bay Laurel (*Laurus nobilis*)
 Blue Gum (*Eucalyptus globulus*)
 Himalayan Birch (*Betula utilis*)
 Himalayan Cedar (*Cedrus deodara*)
 Lime (*Tilia x vulgare*)
 Red Oak (*Quercus rubra*)
 Scots Pine (*Pinus sylvestris*)
 Sessile Oak (*Quercus petraea*)
 Snakebark Maple (*Acer capillipes*)
 Strawberry Tree (*Arbutus unedo*)
 Arizona Cypress (*Cupressus arizonica*)
 Line of Trees
 Cherry (*Prunus sp.*),
 Norway Maple (*Acer platanoides*),
 Hornbeam (*Carpinus betulus*)
 Red Oak (*Quercus rubra*)
 Atlantic Blue Cedar (*Cedrus atlantica glauca*)
 Beech Stump (*Fagus sylvatica*)
 Black Alder (*Alnus glutinosa*)
 Black Walnut (*Juglans nigra*)
 Brewer Spruce (*Picea Breweriana*)
 Cider gum (*Eucalyptus gunnii*)

Crack Willow (*Salix fragilis*)
 Douglas Fir (*Pseudotsuga menziesii*)
 Griselinia (*Griselinia littoralis*)
 Handkerchief Tree (*Davidia involucrata*)
 Holm Oak (*Quercus ilex*)
 Knife Leaf Wattle (*Acacia cultriformis*)
 Little Leaf Lime (*Tilia cordata*)
 Lodgepole Pine (*Pinus contorta*)
 Lombardy Poplar (*Populus nigra "Italica"*)
 Mediterranean Redbud (*Cercis siliquastrum*)
 Mulberry (*Morus nigra*)
 Paper Bark Birch (*Betula papyrifera*)
 Pine (*Pinus Sp.*)
 Privet (*Ligustrum ovalifolium*)
 Rauli (*Nothofagus procera*)
 Mountain Ash (*Sorbus aucuparia*)
 Swedish Whitebeam (*Sorbus intermedia*)
 Variegated Holly (*Ilex aquifolium*)
 Walnut (*Juglans regia*)
 Weeping Ash (*Fraxinus excelsior "Pendula"*).
 Weeping Birch (*Betula pendula*)
 Weeping Pear (*Pyrus salicifolia*)
 Western Hemlock (*Tsuga heterophylla*)
 Western Red Cedar (*Thuja plicata*)
 White Pine (*Pinus strobus*)
 Whitebeam (*Sorbus aria*)
 Willow sp. (*Salix sp*)

Categories The distribution of categories of individual trees and groups is as follows:

BS 5837	Category	Number of Trees	% of Trees
	A1	5	1%
	A2	19	5%
	B1	12	3%
	B2	61	18%
	B3	6	2%
	C1	15	4%
	C2	108	31%
	C3	10	3%
	R	109	32%
	C2-R	1	0%
	Total	346	100%

Life stage

The life stages recorded for individual trees are summarised as follows:

Young	29
Early Mature	144
Semi Mature	4
Middle-Aged	0
Mature	159
Over Mature	5
Veteran/Ancient	0

The life stages of groups are expressed as ranges due to varying age of trees within as follows:

Young – Early Mature	5
Early-mature – Middle-aged	0

3.3 Key to Tree Survey & Plans

Reference: The reference number assigned to that item with a code to help identify the type or structure such as:

T#	Tree
S#	Shrub
G#	Group of Trees
SG#	Group of Shrubs
O#	Orchard
W#	Woodland
H#	Hedgerow

Height (m): Height of the tree in metres rounded up to the nearest half meter.

DBH (mm) ‘Diameter at Breast Height’ – the stem diameter measured in millimeters at 1.5m above ground level. Where the ground around the base of the tree is not level this is taken 1.5m above the upper side of the slope.

Root Protection Area (RPA):

This appears on the survey plan and is calculated by multiplying the stem diameter using one of three methods specified in BS 5837:2010 depending on the number of stems the tree has.

This should be considered an indication only as various factors may influence the size and shape of the RPA, such as below ground constraints. In the first instance, development should not be located inside an RPA where it can be avoided. Where it cannot be avoided the Council will usually expect further advice such as an Arboricultural Impact Assessment.

Crown Spread: The crown spread is given to four cardinal points, usually rounded up to the nearest half metre.

Clr: The height of crown clearance of the lowest branch above ground level.

Life Stage: Recorded with codes as follows, and relative to the species of the tree:

Y	Young
EM	Early-mature
MA	Middle-aged
M	Mature
OM	Over-mature
V	Veteran

General Observations will include notes on structural defects, physiological problems, special features, decay and management recommendations. Please note that management recommendations do not constitute a specification for any required works.

ERC: Means ‘estimated remaining contribution’, recorded in a range of years. It is the amount of time the tree can realistically be retained for.

<10	Unsuitable for retention
10 – 20	Can be retained in the short term
20 – 40	Will continue to offer benefits for the foreseeable future
40+	Good longevity potential

Cat. Means ‘category grading’, a full explanation of the categories is given in an excerpt from BS 5837:2012 in the definitions section.

TREES FOR REMOVAL

Category and definition	Criteria			Colour on Plan
Category R - Those in such a condition that any existing value would be lost within 10 years and which should, in the current context, be removed for reasons of sound arboricultural management	<ul style="list-style-type: none">• Trees that have a serious, irremediable, structural defect, such that their early loss is expected due to collapse, including those that will become unviable after removal of other R category trees (i.e. where, for whatever reason, the loss of companion shelter cannot be mitigated by pruning)• Trees that are dead or are showing signs of significant, immediate, and irreversible overall decline• Trees infected with pathogens of significance to the health and/or safety of other trees nearby (e.g. Dutch elm disease), or very low quality trees suppressing adjacent trees of better quality NOTE Habitat reinstatement may be appropriate (e.g. R category tree used as a bat roost: installation of bat box in nearby tree).			DARK RED
TREES TO BE CONSIDERED FOR RETENTION				
Category and definition	Criteria — Subcategories			Colour on Plan
	1 Mainly arboricultural values	2 Mainly landscape values	3 Mainly cultural values, including conservation	
Category A - Those of high quality and value: in such a condition as to be able to make a substantial contribution (a minimum of 40 years is suggested)	Trees that are particularly good examples of their species, especially if rare or unusual, or essential components of groups, or of formal or semi-formal arboricultural features (e.g. the dominant and/or principal trees within an avenue)	Trees, groups or woodlands which provide a definite screening or softening effect to the locality in relation to views into or out of the site, or those of particular visual importance (e.g. avenues or other arboricultural features assessed as groups)	Trees, groups or woodlands of significant conservation, historical, commemorative or other value (e.g. veteran trees or wood-pasture)	LIGHT GREEN
Category B - Those of moderate quality and value: those in such a condition as to make a significant contribution (a minimum of 20 years is suggested)	Trees that might be included in the high category, but are downgraded because of impaired condition (e.g. presence of remediable defects including unsympathetic past management and minor storm damage)	Trees present in numbers, usually as groups or woodlands, such that they form distinct landscape features, thereby attracting a higher collective rating than they might as individuals but which are not, individually, essential components of formal or semi-formal arboricultural features (e.g. trees of moderate quality within an avenue that includes better, A category specimens), or trees situated mainly internally to the site, therefore individually having little visual impact on the wider locality	Trees with clearly identifiable conservation or other cultural benefits	MID BLUE
Category C - Those of low quality and value: currently in adequate condition to remain until new planting could be established (a minimum of 10 years is suggested), or young trees with a stem diameter below 150mm NOTE: Whilst 'C' category trees will usually not be retained where they would impose a significant constraint on development, young trees with a stem diameter of less than 150 mm should be considered for relocation.	Trees not qualifying in higher categories	Trees present in groups or woodlands, but without this conferring on them significantly greater landscape value, and/or trees offering low or only temporary screening benefit	Trees with very limited conservation or other cultural benefits	GREY

No.	Species	Age	Ht	C.H.	N	E	S	W	Dia.	RPA	Comments/ Condition	Recommended Works	ERC	Cat
453	Sycamore (<i>Acer pseudoplatanus</i>)	E/M	14.00	2.00	4.00	4.50	1.50	1.50	450	5.40	Narrow light supressed specimen, overhanging area of heavy traffic. Large wound containing decay at base of the stem.		10	R
454	Lime (<i>Tilia x vulgare</i>)	Y	7.50	0.00	1.50	1.50	4.00	3.00	200	2.40	Young specimen. Multi-stemmed with poor architecture.	Crown clean.	10	C3
455	Beech (<i>Fagus sylvatica</i>)	M	20.00	8.00	4.00	7.00	7.00	6.00	1000	12.00	Large high quality specimen.	Crown clean.	40	A1
456	Horse Chestnut (<i>Aesculus hippocastanum</i>)	M	19.00	1.50	5.50	6.50	7.00	2.00	1200	14.40	Large moderate specimen. Ivy infested and has suffered from reduction pruning in the past.	Sever ivy and crown clean.	40	B1
457	Horse Chestnut (<i>Aesculus hippocastanum</i>)	M	16.00	2.00	5.00	4.50	3.00	2.00	800	9.60	Moderate to poor quality specimen. Has suffered unsympathetic pruning in the past.	Sever ivy and perform crown clean	20	B2
458	Beech (<i>Fagus sylvatica</i>)	M	21.00	2.50	7.00	6.50	10.00	9.00	1100	13.20	Very large high quality specimen.	Sever ivy. Perform crown clean and aerial survey.	40	A1
459	Bay Laurel (<i>Laurus noblis</i>)	M	7.00	1.00	4.50	4.50	1.50	1.00	400	4.80	Moderate spec.	Maintain as standard or pollard if required.	20	C2
460	Lime (<i>Tilia x vulgare</i>)	M	19.00	0.00	4.50	4.50	4.00	3.50	700	8.40	Moderate specimen. Large quantities of epicormic growth at base. Ivy infestation above that.	Perform crown clean and aerial survey. Sever ivy.	20	B1

2 Rainsfort Mountain View Road ■ Killiney ■ Co Dublin ■
Phone: 086 031 7103 ■ www.mytree.ie ■ lein@tertree@gmail.com
Services Include:



Arboricultural Consultancy | Arboricultural Contracting
Tree Constraints/ Protection Plans ■ Arboricultural Impact Assessments



Report reference: DSHD18042101

Author: Conor Morgan B. Agri Sci. (Land Hort) M, C.A.

Date: August 24th 2022

Tree Survey, Arboricultural Impact Assessment
and Tree Protection Scheme to BS 5837:2012
Address: Dalguise House, Monkstown, Co. Dublin

No.	Species	Age	Ht	C.H.	N	E	S	W	Dia.	RPA	Comments/ Condition	Recommended Works	ERC	Cat
461	Sycamore (<i>Acer pseudoplatanus</i>)	M	18.00	2.50	5.50	4.50	5.00	5.00	1000	12.00	Large moderate quality specimen. Failure over the lane. Has undergone extensive crown lifting in the past. Epicormic shoots developing on the stem.	Perform crown clean and sever ivy.	40	B1
462	Yew (<i>Taxus baccata</i>)	E/M	6.00	1.00	3.00	3.00	2.50	2.00	347	4.16	Moderate specimen with ecological and screening value	Perform crown clean	40	B3
463	Yew (<i>Taxus baccata</i>)	E/M	8.00	0.00	2.00	3.50	4.00	1.50	385	4.62	Moderate specimen. light suppressed by neighbouring cherry laurel	Crown clean and cut back neighbouring laurel	10	C2
464	Bay Laurel (<i>Laurus nobilis</i>)	M	7.00	2.00	4.00	4.00	3.50	3.50	250	3.00	Overgrown specimen. Screening value only.		20	C3
465	Sycamore .0465 (<i>Acer pseudoplatanus</i>)	M	18.00	3.50	6.00	5.00	3.00	5.00	800	9.60	Large moderate quality specimen.	Crown clean, aerial survey and sever ivy.	40	A1
466	Sycamore .0466 (<i>Acer pseudoplatanus</i>)	E/M	16.00	4.50	2.00	3.50	4.50	4.00	400	4.80	Slender and light suppressed specimen but with good potential for future development.	Crown clean and sever ivy.	40	B2
467	Monterey Cypress .0467 (<i>Cupressus macrocarpa</i>)	Y	10.00	1.50	2.50	3.00	1.50	2.00	300	3.60	Poor quality. Screening value only.	Crown clean and sever ivy.	10	C3
468	Monterey Cypress .0468 (<i>Cupressus macrocarpa</i>)	Y	5.50	1.00	1.50	2.00	0.50	1.50	200	2.40	Dead tree.	Dismantle as close to grade as possible.	0	R
469	Monterey Cypress. (<i>Cupressus macrocarpa</i>)	Y	10.00	2.00	2.00	3.50	2.00	2.00	300	3.60	Poor quality. Screening value only	Crown clean.	10	C2
470	Monterey Cypress (<i>Cupressus macrocarpa</i>)	E/M	10.00	2.00	2.00	4.00	2.50	2.00	350	4.20	Poor quality. Screening value only.	Crown clean.	10	C2

No.	Species	Age	Ht	C.H.	N	E	S	W	Dia.	RPA	Comments/ Condition	Recommended Works	ERC	Cat
471	Monterey Cypress (Cupressus macrocarpa)	E/M	11.00	2.00	2.50	4.00	3.50	3.50	400	4.80	Poor quality. Screening value only.	Crown clean	10	C2
472	Monterey Cypress (Cupressus macrocarpa)	E/M	10.00	1.50	2.50	3.50	4.50	4.00	400	4.80	Poor quality. Screening value only.	Crown clean.	10	C2
473	Norway Maple (Acer platanoides)	E/M	9.00	1.50	2.00	3.00	5.00	3.00	250	3.00	Suppressed ivy infested and imbalanced. Large wound on stem showing signs of healing.	Crown clean and sever ivy.	10	C2
474	Leyland Cypress (Cupressus leylandii)	Y	10.00	4.25	3.00	2.00	2.00	2.00	250	3.00	Poor quality. Screening value only.	Retain for screening if necessary.	10	C2
475	Leyland Cypress (Cupressus leylandii)	Y	8.00	0.00	1.50	1.50	1.50	1.50	100	1.20	Poor quality. Screening value only.	Dismantle as close to grade as possible.	N/A	R
476	Leyland Cypress (Cupressus leylandii)	M	16.00	0.00	5.00	3.50	3.50	4.00	650	7.80	Large mature specimen.	Crown clean aerial survey and sever ivy	40	B2
477	Leyland Cypress(Cupressus leylandii)	Y	6.50	0.00	1.50	1.50	1.50	1.50	100	1.20	Completely light suppressed.	Dismantle as close to grade as possible.	0	C2
478	Sycamore (Acer pseudoplatanus)	M	20.00	3.50	8.00	5.00	0.00	4.50	800	9.60	Large specimen. Moderately suppressed by neighbour.	Crown clean sever ivy and aerial survey.	40	B2
479	Sycamore (Acer pseudoplatanus)	M	21.00	7.00	7.00	5.50	8.50	5.50	850	10.20	Good quality specimen containing some deadwood.	Crown clean sever ivy and aerial survey.	40	A2
480	Sycamore (Acer pseudoplatanus)	M	19.00	5.00	7.50	5.00	4.50	4.00	800	9.60	Large moderate quality specimen. Some failures present.	Crown clean sever ivy and aerial survey.	40	B2
481	Monterey Cypress (Cupressus macrocarpa)	M	14.00	0.00	3.00	3.50	5.50	4.00	450	5.40	Suppressed imbalanced and containing large failures.		0	R
482	Norway Maple (Acer platanoides)	E/M	14.00	2.50	4.00	5.00	6.00	4.00	400	4.80	Moderate quality slightly suppressed with evidence of top failure in the past.	Crown clean and sever ivy.	20	B2

No.	Species	Age	Ht	C.H.	N	E	S	W	Dia.	RPA	Comments/ Condition	Recommended Works	ERC	Cat
483	Austrian Pine (Pinus nigra)	M	22.00	12.00	0.00	3.00	8.00	4.50	500	6.00	Moderate specimen slightly suppressed and imbalanced	Crown clean sever ivy and aerial survey.	40	B2
484	Austrian Pine (Pinus nigra)	M	26.00	12.00	6.00	7.00	4.50	5.50	900	10.80	Large good quality specimen slightly leaning.	Crown clean sever ivy and aerial survey.	40	B1
485	Sycamore (Acer pseudoplatanus)	M	16.00	5.00	5.50	2.00	1.00	2.00	750	9.00	Dead and decayed.	Dismantle as close to grade as possible.	0	R
486	Norway Maple (Acer platanoides)	E/M	14.00	3.50	4.50	4.50	5.50	4.50	350	4.20	Good quality specimen with good potential for future development.	Crown clean and sever ivy.	40	A2
487	Holly (Ilex aquifolium)	M	5.50	0.00	3.00	3.50	2.50	4.00	200	2.40	Poor quality specimen with many failures.	Dismantle as close to grade as possible.	0	R
488	Cherry (Prunus avium)	M	13.00	0.00	5.00	6.50	4.00	5.50	450	5.40	Moderate specimen.	Crown clean sever ivy and consider crown raise if required.	20	B2
489	Sycamore (Acer pseudoplatanus)	O/M	18.00	3.00	6.50	4.50	5.00	5.50	1200	14.40	Dead decayed and extremely dangerous. Remove immediately	Dismantle as close to grade as possible.	0	R
490	Sycamore (Acer pseudoplatanus)	M	19.00	5.50	4.50	6.00	6.50	3.50	800	9.60	Dead decayed and extremely dangerous. Remove immediately	Dismantle as close to grade as possible.	0	R
491	Lawson Cypress (Chamaecyparis lawsoniana)	E/M	6.50	2.00	1.50	1.00	1.50	1.50	200	2.40	Screening value only.	no intervention	10	C2
492	Poplar/Aspen(Populus tremula)	M	21.00	6.00	2.50	2.50	2.00	2.00	700	8.40	Good quality specimen.	Crown clean, aerial survey and sever ivy. Consider pollard.	20	B2

No.	Species	Age	Ht	C.H.	N	E	S	W	Dia.	RPA	Comments/ Condition	Recommended Works	ERC	Cat
493	Lawson Cypress (<i>Chamaecyparis lawsoniana</i>)	E/M	9.00	1.00	2.50	2.00	1.50	1.50	400	4.80	Screening value only.		10	C2
494	Aspen (<i>Populus tremula</i>)	M	21.00	1.00	2.50	2.50	2.00	1.50	500	6.00	Good quality specimen.	Crown clean, aerial survey and sever ivy. Consider pollard	20	B2
495	Lawson Cypress (<i>Chamaecyparis lawsoniana</i>)	M	8.50	1.50	1.00	2.00	2.00	2.00	350	4.20	Screening value only.	Crown clean.	10	C2
496	Lawson Cypress (<i>Chamaecyparis lawsoniana</i>)	Y	6.50	1.00	1.00	1.00	1.50	1.50	250	3.00	Screening value only.	Crown clean and sever ivy.	10	C2
497	Sycamore (<i>Acer pseudoplatanus</i>)	E/M	11.00	3.50	3.50	3.00	2.50	3.00	300	3.60	Moderate specimen with previous failures. With intervention it could develop into a good specimen.	Crown clean, aerial survey and sever ivy.	10	C2
498		E/M	5.00	1.00	0.50	1.00	1.50	2.00	200	2.40	Dead tree.	Dismantle as close to grade as possible.	0	R
499	Sycamore (<i>Acer pseudoplatanus</i>)	E/M	9.00	2.50	3.00	3.00	3.50	2.00	200	2.40	Moderate specimen. Light suppressed but with potential for future development.	Crown clean and sever ivy.	10	C2
500	Scots Pine. (<i>Pinus sylvestris</i>)	M	23.00	10.00	6.50	8.00	5.50	4.00	600	7.20	Large quality specimen with good vigour. Some failures and deadwood present.	Crown clean aerial survey and sever ivy.	40	A2
501	Leyland Cypress(<i>Cupressus leylandii</i>)	E/M	8.00	1.50	4.50	4.00	0.00	3.00	350	4.20	Falling over and unsustainable.	Dismantle as close to grade as possible.	0	R
502	Eucalyptus (<i>Eucalyptus</i> sp.)	Y	7.50	0.00	5.00	2.50	0.00	1.00	250	3.00	Falling over and unsustainable.	Dismantle as close to grade as possible.	0	R

No.	Species	Age	Ht	C.H.	N	E	S	W	Dia.	RPA	Comments/ Condition	Recommended Works	ERC	Cat
503	Ash (Fraxinus excelsior)	E/M	14.00	5.00	5.00	5.00	5.00	3.50	400	4.80	Moderate to poor specimen. Retain if needed for screening or ecology.		10	C2
504	Holly (Ilex aquifolium)	O/M	6.50	0.00	4.50	4.50	2.00	3.00	450	5.40	Mature but poor quality and weak specimen.	Dismantle as close to grade as possible.	0	R
505	Cherry (Prunus sp.)	M	4.50	1.50	1.00	2.50	4.00	4.00	400	4.80	Poor quality specimen with poor architecture and light suppression	Dismantle as close to grade as possible.	0	R
506	Lawson Cypress x(Chamaecyparis lawsoniana)	M	19.00	0.00	3.00	3.50	4.00	4.50	600	7.20	Moderate specimen. Has sustained a large failure in the past therefore it may have limited landscape or amenity value.	Crown clean and sever ivy.	10	C2
507	Laurel (Prunus lusitanica)	M	7.00	2.00	3.50	2.50	3.00	4.50	350	4.20	Screening value only.		10	C2
508	Laurel(Prunus lusitanica)	M	5.50	0.00	4.50	3.50	4.00	4.00	380	4.56	Screening value only.		10	C2
509	Laurel (Prunus lusitanica)	M	7.00	1.00	4.00	4.50	3.50	3.00	400	4.80	Screening value only.		10	C2
510	Blue Gum (Eucalyptus globulus)	M	23.00	2.00	5.00	4.00	3.00	5.00	650	7.80	Tall narrow specimen of moderate quality. Only slightly suppressed by its neighbour. Ivy infested.	Crown clean. Aerial survey. Sever Ivy.	40	B2
511	Blue Gum (Eucalyptus globulus)	M	21.00	6.00	2.00	3.00	3.00	3.50	450	5.40	Tall narrow specimen of moderate quality. Only slightly suppressed by its neighbour. Ivy infested	Crown clean. Aerial survey. Sever Ivy.	40	B2

No.	Species	Age	Ht	C.H.	N	E	S	W	Dia.	RPA	Comments/ Condition	Recommended Works	ERC	Cat
512	Sycamore (Acer pseudoplatanus)	Y	9.00	2.00	2.50	2.50	2.00	3.00	200	2.40	Small untidy specimen. Suitable for retention as undergrowth only due to proximity to larger trees	Crown clean.	10	C2
513	Lawson Cypress (Chamaecyparis lawsoniana)	M	16.00	3.00	4.50	4.50	4.00	3.50	500	6.00	Moderate specimen. May have sustained a large top failure in its early life. It is well placed in relation to its neighbours now. The group may need to be thinned in the future.	Crown clean aerial survey and sever ivy.	20	C1
514	Scots Pine (Pinus sylvestris)	M	14.00	7.00	3.00	5.50	3.00	2.00	400	4.80	Good specimen .Slightly light supressed. Currently coexisting well with neighbours. In the future the group may need to be thinned in which case I would retain this individual and remove # 0513	Crown clean and sever ivy.	40	B2
515	Laurel (Prunus lusitanica)	M	7.00	2.00	4.00	5.00	4.00	5.00	250	3.00	Overgrown and unsightly shrub species. Coppice for regrowth or remove entirely.	Dismantle as close to grade as possible.	0	R
516	Silver Birch (Betula pendula)	E/M	13.00	3.00	3.50	2.50	2.00	2.00	250	3.00	Infested with ivy. Unable to assess accurately.	Sever ivy and resurvey.	10	C2
517	Cider gum (Eucalyptus gunnii)	E/M	20.00	7.00	5.00	4.50	2.00	3.00	400	4.80	Good quality specimen with space to develop in the future.	Crown clean and sever ivy.	40	A2
518	Himalayan Cedar (Cedrus deodara)	M	20.00	6.00	6.00	6.00	4.00	5.00	600	7.20	Dead and decayed. Exceptionally dangerous.	Dismantle as close to grade as possible immediately.	0	R

No.	Species	Age	Ht	C.H.	N	E	S	W	Dia.	RPA	Comments/ Condition	Recommended Works	ERC	Cat
519	Beech (<i>Fagus sylvatica</i>)	M	19.00	2.00	5.00	6.00	6.00	7.00	800	9.60	Good quality specimen containing codominant stems, included bark and compression forks.	Crown clean aerial survey and sever ivy. Review every 6 months and monitor closely for cracking in the stem.	40	A2
520	Holly x (<i>Ilex aquifolium</i>)	M	6.00	0.00	2.00	2.50	3.00	3.00	300	3.60	Untidy but vigorous specimen. As a native it has screening and ecological value.	Sever ivy.	20	C2
521	Holly x (<i>Ilex aquifolium</i>)	M	5.00	0.00	2.00	1.50	3.00	3.50	200	2.40	Untidy but vigorous specimen. As a native it has screening and ecological value.	Sever ivy	20	C2
522	Copper Beech (<i>Fagus sylvatica</i> "Purpurea")	M	20.00	2.50	6.00	7.50	8.00	7.50	900	10.80	Large and vigorous specimen. Contains codominant stems which are potentially causing a compression fork with included bark.	Crown clean aerial survey and sever ivy. Resurvey every 6 months and monitor for cracking of the stem.	40	A2
523	Monterey Cypress (<i>Cupressus macrocarpa</i>)	Y	6.50	0.00	2.00	2.00	2.00	2.00	150	1.80	Infested with ivy and overshadowed by larger trees.	Dismantle as close to grade as possible.	0	R
524	Douglas Fir (<i>Pseudotsuga menziesii</i>)	M	15.00	1.50	4.00	3.00	3.00	4.00	450	5.40	Good specimen with good future potential.	Crown clean aerial survey and sever ivy.	40	A2
525	Scots Elm (<i>Ulmus glabra</i>)	Y	6.50	1.00	3.00	2.50	4.00	4.00	200	2.40	Inappropriate species / location.	Dismantle as close to grade as possible.	0	R
526	Monterey Cypress (<i>Cupressus macrocarpa</i>)	E/M	7.00	0.50	2.50	3.00	2.00	2.50	200	2.40	Competing with superior quality neighbouring oak. No future development space.	Dismantle as close to grade as possible.	0	R

No.	Species	Age	Ht	C.H.	N	E	S	W	Dia.	RPA	Comments/ Condition	Recommended Works	ERC	Cat
527	Sessile Oak (<i>Quercus petraea</i>)	M	21.00	3.00	7.00	7.50	9.00	6.00	850	10.20	Good quality specimen with good architecture and good vigour.	Crown clean, aerial survey and sever ivy. Resurvey every 6 months.	40	A2
528	Copper Beech (<i>Fagus sylvatica</i> "Purpurea")	M	24.00	5.00	4.50	8.00	12.00	6.00	1100	13.20	Massive specimen with ganoderma infection at base. This tree is dangerous and unsuitable for retention	Dismantle as close to grade as possible, immediately.	0	R
529	Holly (<i>Ilex aquifolium</i>)	E/M	5.00	2.00	1.00	1.50	2.00	1.50	200	2.40	Heavily suppressed by neighbour. Remedied by removal of 0526.	Sever ivy.	10	C2
530	Hawthorn x(<i>Crataegus monogyna</i>)	E/M	4.50	1.50	2.00	2.00	2.50	2.50	150	1.80	Heavily suppressed. Consider coppicing/ removal.	Coppice/ Dismantle as close to grade as possible.	0	R
531	Leyland Cypress. (<i>Cupressus leylandii</i>)	E/M	12.00	2.00	2.50	3.00	3.00	3.00	450	5.40	Large vigorous specimen. Fast growing can me maintained for now if desired and removed or reduced when it comes into competition with 0527	Dismantle as close to grade as possible unless desired for screening.	0	R
532	Leyland Cypress (<i>Cupressus leylandii</i>)	E/M	9.50	2.00	2.50	2.50	3.00	2.00	250	3.00	Heavily suppressed by neighbours.	Dismantle as close to grade as possible.	0	R
533	Monterey Cypress (<i>Cupressus macrocarpa</i>)	E/M	8.00	2.00	2.50	2.50	3.00	3.00	300	3.60	Suppressed by 0528 which is category R for removal.	Crown clean.	20	C2
534	Holly (<i>Ilex aquifolium</i>)	E/M	7.50	2.00	1.00	2.00	2.00	1.50	250	3.00	Suppressed by neighbour which is category R		10	C2
535	Privet (<i>Ligustrum ovalifolium</i>)	M	5.50	0.50	3.00	2.50	1.00	1.00	300	3.60	Decayed and unstable.	Dismantle as close to grade as possible.	0	R

No.	Species	Age	Ht	C.H.	N	E	S	W	Dia.	RPA	Comments/ Condition	Recommended Works	ERC	Cat
536	Leyland Cypress x(Cupressus leylandii)	E/M	11.00	0.00	1.50	2.50	3.00	2.00	250	3.00	Species unsuitable for retention.	Dismantle as close to grade as possible.	0	R
537	Leyland Cypress (Cupressus leylandii)	E/M	12.00	0.50	3.50	2.00	1.50	2.00	350	4.20	Species unsuitable for retention.	Dismantle as close to grade as possible.	0	C2
538	Monterey Cypress. (Cupressus macrocarpa)	E/M	12.00	1.00	2.00	2.00	2.50	3.00	300	3.60	May have potential if neighbours are removed.		20	C2
539	Monterey Cypress x (Cupressus macrocarpa)	E/M	13.00	1.50	3.50	2.50	2.00	3.50	300	3.60	Light suppressed remove as part of group thinning.	Dismantle as close to grade as possible.	0	R
540	Monterey Cypress x(Cupressus macrocarpa)	M	17.00	1.50	4.50	4.50	5.00	5.50	700	8.40	Light suppressed crown but has potential for future development.	Crown clean and reduce low aggressive limbs.	20	C2
541	Norway Maple. (Acer platanoides)	E/M	10.00	2.25	4.00	2.50	3.00	5.00	300	3.60	Light suppressed but can be maintained in the short term.	Crown clean and sever ivy.	10	C2
542	Sycamore (Acer pseudoplatanus)	M	18.00	4.00	7.00	7.00	5.00	7.50	750	9.00	Good specimen with good vigour. Very close to recent excavations	Resurvey every 6 months for crown dieback. Crown clean and sever ivy.	40	A2
543	Monterey Cypress (Cupressus macrocarpa)	E/M	14.00	1.50	6.50	5.00	3.50	4.50	500	6.00	Moderate specimen. Light suppressed by neighbour.	Crown clean and sever ivy. Maintain until it comes into competition with 0542	10	C2
544	Norway Maple (Acer platanoides)	E/M	10.00	2.00	4.50	4.00	4.50	5.00	400	4.80	Moderate specimen with poor architecture.	Crown clean, sever ivy and correct architecture.	20	C1

No.	Species	Age	Ht	C.H.	N	E	S	W	Dia.	RPA	Comments/ Condition	Recommended Works	ERC	Cat
545	Monterey Pine (Pinus radiata)	M	21.00	4.50	5.50	7.00	6.00	4.50	1000	12.00	Very large specimen covered in ivy and leaning.	Crown clean, sever ivy, aerial survey and clear the base to examine potential movement of the ground. Survey every 6 months.	20	B2
546	Leyland Cypress (Cupressus leylandii)	E/M	10.00	1.75	4.50	4.00	4.00	4.00	400	4.80	Good specimen.	Crown clean and sever ivy.	20	C2
547	Dawn Redwood (Metasequoia glyptostroboides)	E/M	13.00	2.00	3.50	3.00	2.50	3.00	400	4.80	Good specimen slightly crowded by neighbours.	Crown clean and sever ivy. Remove conifer undergrowth beneath.	20	B2
548	Dawn Redwood (Metasequoia glyptostroboides)	E/M	17.00	2.00	2.00	2.50	5.00	5.00	450	5.40	Good specimen slightly crowded by neighbours	Crown clean and sever ivy. Remove conifer undergrowth beneath.	20	B2
549	Sycamore (Acer pseudoplatanus)	M	21.00	5.50	4.50	3.50	5.00	5.00	1000	12.00	Large specimen of moderate vigour and architecture. Its roots may have been damaged by construction on adjacent site.	Crown clean, aerial survey, sever ivy. Resurvey every 6 months.	40	B2
550	Leyland Cypress(Cupressus leylandii)	EM	9.00	0.00	3.00	4.00	2.50	3.00	300	3.60	Remove to improve the group.	Dismantle as close to grade as possible.	0	R
551	Leyland Cypress (Cupressus leylandii)	E/M	10.00	0.00	3.00	4.00	4.50	3.00	400	4.80	Moderate specimen.	Crown clean and sever ivy.	20	C2

No.	Species	Age	Ht	C.H.	N	E	S	W	Dia.	RPA	Comments/ Condition	Recommended Works	ERC	Cat
552	Scots Elm (<i>Ulmus glabra</i>)	E/M	11.00	1.50	4.00	4.50	4.50	4.00	300	3.60	Fallen over.	Dismantle as close to grade as possible.	0	R
553	Silver Birch (<i>Betula pendula</i>)	M	17.00	2.00	2.00	4.50	5.00	3.50	600	7.20	Very large specimen for the species. Unbalanced and infested with ivy.	Crown clean, aerial survey and sever ivy. Resurvey every 6 months.	40	A2
554	Sycamore (<i>Acer pseudoplatanus</i>)	E/M	12.00	4.00	4.00	4.00	3.50	3.00	300	3.60	Young vigorous but ivy invested.	Sever ivy and cut back neighbouring laurel.	40	B2
555	Laurel (<i>Prunus laurocerasus</i>)	M	8.00	0.00	3.50	3.00	3.00	4.50	400	4.80	Overgrown and unsightly shrub species. Coppice for regrowth or remove entirely.	Dismantle as close to grade as possible.	0	R
556	Sycamore (<i>Acer pseudoplatanus</i>)	E/M	13.00	3.50	4.00	3.00	3.50	4.00	600	7.20	Poor quality specimen with codominant stems and ivy infestation.	Crown clean, sever ivy and survey again in 6 months.	10	C2
557	Monterey Cypress (<i>Cupressus macrocarpa</i>)	OM	22.00	0.00	5.00	5.50	8.50	6.50	1100	13.20	A large mature specimen which has entered decline. It has many large failures in limbs typical of this species entering steep decline.	Dismantle as close to grade as possible.	0	R
558	Monterey Pine (<i>Pinus radiata</i>)	M	18.00	2.00	3.00	6.00	7.50	5.00	1000	12.00	Very tall and massive specimen leaning excessively. It is unlikely that this specimen grew at this angle. It is more likely that the tree is migrating due to saturated soils and shallow roots.	Dismantle as close to grade as possible.	0	R
559	White Pine (<i>Pinus strobus</i>)	E/M	9.00	1.00	3.00	1.00	5.00	5.00	300	3.60	Falling over.	Dismantle as close to grade as possible.	0	R

No.	Species	Age	Ht	C.H.	N	E	S	W	Dia.	RPA	Comments/ Condition	Recommended Works	ERC	Cat
560	Sycamore (Acer pseudoplatanus)	M	15.00	4.50	5.00	5.00	5.00	4.50	550	6.60	Moderate specimen.	Crown clean, sever ivy and resurvey in 6 months.	20	B2
561	Dawn Redwood (Metasequoia glyptostroboides)	E/M	8.00	1.50	2.00	1.00	2.50	4.00	300	3.60	Extensive ivy infestation.	Crown clean, sever ivy and survey again in 6 months	20	B2
562	Monterey Cypress (Cupressus macrocarpa)	M	6.00	0.00	5.00	0.00	5.00	14.00	450	5.40	Fallen over.	Dismantle as close to grade as possible.	0	R
563	Copper Beech (Fagus sylvatica "Purpurea")	M	26.00	3.00	5.00	5.50	12.00	9.00	1000	12.00	Very tall and massive specimen with moderate imbalance in both stems and crown toward the southwest.	Sever ivy perform aerial survey and thorough basal survey for ganoderma. Crown clean and resurvey every 6 months	40	A2
564	Holly (Ilex aquifolium)	M	8.00	2.00	2.50	3.00	3.50	3.00	250	3.00	Large and vigorous specimen.	Sever ivy and fell some neighbouring conifers to relieve light suppression.	40	B2
565	Norway Maple (Acer platanoides)	E/M	12.00	4.00	2.50	4.50	5.00	2.00	250	3.00	Light suppressed, leaning and ivy infested.	Crown clean and sever ivy.	10	C2
566	Sycamore (Acer pseudoplatanus)	E/M	15.00	4.00	5.00	5.00	2.50	4.50	500	6.00	Tall light suppressed specimen. Ivy infested.	Crown clean aerial survey and sever ivy.	20	C2
567	Atlantic Blue Cedar (Cedrus atlantica glauca)	E/M	13.00	1.00	3.00	2.50	2.50	5.00	400	4.80	Very badly damaged by failure of neighbouring tree.	Dismantle as close to grade as possible.	0	R

No.	Species	Age	Ht	C.H.	N	E	S	W	Dia.	RPA	Comments/ Condition	Recommended Works	ERC	Cat
568	Sycamore (Acer pseudoplatanus)	M	19.00	2.00	5.00	5.00	4.50	4.50	600	7.20	Large moderate quality specimen. Contains several failures, wounds and dead wood.	Crown clean, aerial survey, sever ivy resurvey every 6 months.	20	B3
569	Sycamore (Acer pseudoplatanus)	M	20.00	5.00	5.50	87.50	8.00	5.00	1200	14.40	A large and moderately imbalanced specimen. Moderate vigour with some failures and dieback. Codominant stems but I suspect no included bark. View obscured by ivy. Ivy infested.	Crown clean, aerial survey, sever ivy resurvey every 6 months.	20	C2
570	Little Leaf Lime (Tilia cordata)	EM	14.00	2.00	3.00	3.50	5.00	3.00	450	5.40	Narrow light suppressed specimen. Infested with ivy but with some future potential.	Sever ivy and resurvey	20	B3
571	Poplar/ Aspen Populus tremula	M	26.00	10.00	3.50	4.50	5.00	4.00	350	4.20	Tall narrow tree with small crown. Monitor closely every 6 months either for dieback in crown or lifting of root plate in the surrounding wet soil.	Sever ivy and resurvey every 6 months	20	C2
572	Monterey Cypress (Cupressus macrocarpa)	M	6.00	0.00	4.00	0.00	15.00	2.00	800	9.60	Fallen completely to the southwest	Dismantle as close to grade as possible.	0	R
573	Norway Maple (Acer platanoides)	Y	12.00	4.00	4.00	0.00	4.50	4.00	200	2.40	Light suppressed and leaning at an acute angle.	Dismantle as close to grade as possible.	0	R
574	Sycamore (Acer pseudoplatanus)	M	18.00	3.00	6.00	5.00	3.00	4.50	700	8.40	Moderate specimen with imbalanced and light suppressed crown potentially containing a large historic failure.	Crown clean, aerial survey, sever ivy resurvey every 6 months.	20	C2

No.	Species	Age	Ht	C.H.	N	E	S	W	Dia.	RPA	Comments/ Condition	Recommended Works	ERC	Cat
575	Horse Chestnut (Aesculus hippocastanum)	M	21.00	2.50	5.00	5.50	6.00	6.00	1100	13.20	A large specimen with good vigour. Crown contains some historical failures and some insensitive pruning on the eastern side.	Crown clean, aerial survey, sever ivy resurvey every 6 months.	20	B3
576	Poplar/ Aspen Populus tremula	M	24.00	5.00	4.00	3.50	4.00	5.00	700	8.40	Very tall and narrow specimen. Good vigour. Ivy infested	Sever ivy and resurvey every 6 months. Reassess suitability for retention after neighbouring category R trees have been removed.	10	C1
577	Norway Maple (Acer platanoides)	E/M	13.00	1.50	2.00	0.00	5.00	7.50	300	3.60	Extremely light suppressed and imbalanced.	Dismantle as close to grade as possible.	0	R
578	Monterey Cypress (Cupressus macrocarpa)	S/M	9.00	0.00	1.00	1.50	2.00	2.50	250	3.00	Narrow and light suppressed.	Sever ivy.	20	C2
579	Sycamore (Acer pseudoplatanus)	E/M	10.00	2.00	4.00	4.00	3.50	4.50	500	6.00	Very large stout stem with small dense canopy. Potential historic failure.	Crown clean aerial survey and sever ivy.	20	C2
G1	Leyland Cypress Hedge (Cupressus leylandii)	EM	13.00	0.00	9x16				300	3.60	Overgrown and mismanaged hedge. Inappropriate fast growing species. Has suffered very insensitive pruning on the northern side.	Dismantle as close to grade as possible.	0	R
G2	Leyland Cypress Hedge (Cupressus leylandii)	EM	13.00	0.00	Spread 9.00m x 20m				300	3.60	Overgrown and mismanaged hedge. Inappropriate fast growing species. Has suffered very insensitive pruning on the northern side.	Dismantle as close to grade as possible.	0	R

No.	Species	Age	Ht	C.H.	N	E	S	W	Dia.	RPA	Comments/ Condition	Recommended Works	ERC	Cat
580	Mediterranean Redbud (<i>Cercis siliquastrum</i>)	E/M	6.00	0.00	5.00	2.50	2.00	3.50	200	2.40	Fallen completely to the north.	Dismantle as close to grade as possible.	0	R
581	Pittosporum (<i>Pittosporum tenuifolium</i>)	E/M	4.50	0.75	2.00	2.00	2.00	2.00	150	1.80	Good quality shrub.		20	C3
582	Weeping Birch (<i>Betula pendula</i>)	Y	4.00	1.50	2.50	1.00	0.50	2.00	150	1.80	Imbalanced and suppressed.		10	C2
583	Sycamore (<i>Acer pseudoplatanus</i>)	EM	12.00	2.00	3.00	2.00	3.00	3.00	150	1.80	Good vigour and architecture. Slightly suppressed.		20	C2
584	Monterey Cypress (<i>Cupressus macrocarpa</i>)	E/M	11.00	1.50	5.00	5.00	5.00	5.00	450	5.40	Good quality specimen with good vigour.		40	B2
585	Pittosporum (<i>Pittosporum tenuifolium</i>)	M	9.00	1.50	3.00	3.50	3.00	1.50	250	3.00	Good quality shrub.		M	C2
586	Lawson Cypress x(<i>Chamaecyparis lawsoniana</i>)	M	22.00	1.50	4.00	3.50	3.50	3.50	500	6.00	Moderate quality slightly light suppressed.	Crown clean and aerial survey.	20	B3
587	Yew (<i>Taxus baccata</i>)	E/M	9.50	1.00	3.50	4.00	4.00	3.50	400	4.80	Good vigour moderate architecture.	Crown clean and correct architecture	20	B2
588	Beech (<i>Fagus sylvatica</i>)	M	18.00	2.50	6.00	7.00	5.50	4.00	500	6.00	Large cavity in stem containing extensive decay. Ustulinum present. Large decayed fruiting body at base. Suspected dried saddle.	Dismantle as close to grade as possible.	0	R
589	Leyland Cypress (<i>Cupressus leylandii</i>)	E/M	12.00	0.00	5.50	2.50	1.50	2.50	400	4.80	Light suppressed and leaning.	Dismantle as close to grade as possible.	0	R
G3	Leyland Cypress Hedge (<i>Cupressus leylandii</i>)	Y- E/M	12.00	1.50	9x21				150-250	4.77	Mismanaged and derelict hedge / screen. Inappropriate and fast growing species.	Dismantle as close to grade as possible.	0	R

No.	Species	Age	Ht	C.H.	N	E	S	W	Dia.	RPA	Comments/ Condition	Recommended Works	ERC	Cat
590	Holly (Ilex aquifolium)	E/M	5.50	0.00	4.50	2.00	1.50	1.50	200	2.40	Supressed and imbalanced. Maintain for ecological value.		10	C2
591	Austrian Pine (Pinus nigra)	M	24.00	7.00	7.00	4.50	5.00	4.50	900	10.80	Large specimen with good vigour and some deadwood present. Codominant stems.	Crown clean, aerial survey and sever ivy. Resurvey every 6 months.	40	A2
592	Lawson Cypress (Chamaecyparis lawsoniana)	M	19.00	2.00	4.00	3.50	3.00	2.00	400	4.80	Light suppressed with reduced vigour and tip dieback.	Dismantle as close to grade as possible.	0	R
593	Austrian Pine (Pinus nigra)	M	20.00	10.00	0.00	4.50	5.00	0.00	500	6.00	Light suppressed and imbalanced.	Crown clean, aerial survey and sever ivy. Resurvey every 6 months.	20	C1
594	Eucalyptus (Eucalyptus sp.)	E/M	13.00	6.00	1.50	1.00	2.00	2.00	150	1.80	Tall and narrow. It may have some future potential if neighbours fail or are removed.		20	C2
595	Monterey Cypress (Cupressus macrocarpa)	E/M	8.50	2.50	3.00	3.00	3.00	3.00	300	3.60	Young specimen. Still vigorous despite a very shaded aspect.		40	B3
596	Ash (Fraxinus excelsior)	M	17.00	5.00	5.00	7.00	6.00	4.00	600	7.20	Imbalanced and irregular architecture due to suspected historic failure.	Crown clean and aerial survey.	20	C2
597	Norway Maple (Acer platanoides)	Y	10.00	3.00	4.50	4.50	5.00	4.00	250	3.00	Poor quality codominant specimen.		10	C2
598	Eucalyptus (Eucalyptus sp.)	M	21.00	5.00	5.00	5.00	4.00	4.50	550	6.60	Good quality specimen with good architecture.		40	B1

No.	Species	Age	Ht	C.H.	N	E	S	W	Dia.	RPA	Comments/ Condition	Recommended Works	ERC	Cat
599	Austrian Pine (Pinus nigra)	M	22.00	9.00	6.50	5.00	5.00	7.00	900	10.80	Very large specimen leaning northwards. Crown contains a lot of deadwood and dieback.	Crown clean, aerial survey, sever ivy and resurvey every 6 months.	10	C1
600	Austrian Pine (Pinus nigra)	M	23.00	7.00	3.50	7.00	4.00	3.50	600	7.20	Moderate vigour and architecture. Crown is slightly imbalanced. Contains deadwood.	Crown clean, aerial survey, sever ivy and resurvey every 6 months.	20	B1-2
601	Leyland Cypress (Cupressus leylandii)	E/M	9.00	0.00	4.00	4.00	2.00	2.50	250	3.00	Suppressed and imbalanced. Inappropriate fast growing species.	Dismantle as close to grade as possible.	0	R
602	Austrian Pine (Pinus nigra)	M	26.00	13.00	5.00	3.50	6.00	4.00	700	8.40	A large specimen of moderate vigour. Crown contains deadwood.	Crown clean, aerial survey, sever ivy and resurvey every 6 months.	20	B2
603	Sessile Oak (Quercus petraea)	E/M	12.00	2.00	4.00	3.50	3.50	4.00	350	4.20	Excellent quality young tree with good architecture. Large future potential.		40	A2
604	Austrian Pine(Pinus nigra)	M	21.00	13.00	5.00	3.00	5.00	4.00	700	8.40	A large specimen of moderate vigour. Crown contains deadwood.	Crown clean, aerial survey, sever ivy and resurvey every 6 months.	20	B1
605	Austrian Pine (Pinus nigra)	M	22.00	10.00	4.00	3.00	3.50	1.50	700	8.40	A large specimen of moderate vigour. Crown contains deadwood	Crown clean, aerial survey, sever ivy and resurvey every 6 months.	20	A1

No.	Species	Age	Ht	C.H.	N	E	S	W	Dia.	RPA	Comments/ Condition	Recommended Works	ERC	Cat
606	Austrian Pine (Pinus nigra)	M	20.00	5.00	1.00	4.00	7.00	4.50	750	9.00	Moderate quality imbalanced specimen of moderate vigour.	Crown clean, aerial survey, sever ivy and resurvey every 6 months.	20	C1
607	Austrian Pine (Pinus nigra)	M	21.00	8.00	5.00	4.00	5.00	4.50	750	9.00	Large spreading specimen containing large deadwood.	Crown clean, aerial survey, sever ivy and resurvey every 6 months.	40	B2
G4	Leyland Cypress Hedge (<i>Cupressus leylandii</i>)	Y - E/M	7.00-9.00	0.00	7x45				250	3.00	Inappropriate fast growing species	Dismantle as close to grade as possible.	0	R
608	Austrian Pine (Pinus nigra)	M	21.00	5.00	4.00	4.50	6.00	2.00	750	9.00	Moderate specimen with poor architecture due to suspected historical failure.	Crown clean aerial survey and resurvey every 6 months.	20	C1
609	Austrian Pine (Pinus nigra)	M	26.00	14.00	6.00	5.00	5.50	5.00	800	9.60	Large spreading specimen. Crown contains deadwood.	Crown clean aerial survey and resurvey every 6 months.	20	B1
610	Austrian Pine (Pinus nigra)	M	20.00	7.00	4.00	4.00	4.50	2.50	500	6.00	Slightly suppressed but crown exhibits good vigour.	Crown clean and aerial survey.	40	B2
611	Austrian Pine (Pinus nigra)	M	20.00	8.00	4.00	4.00	5.00	3.00	450	5.40	Good vigour and architecture some dead wood.	Crown clean and aerial survey.	40	B1
612	Austrian Pine (Pinus nigra)	M	22.00	13.00	5.00	6.50	5.50	4.00	750	9.00	Imbalanced crown with reduced vigour. Evidence of recent large failures with hanging debris still present in the crown. Highly dangerous.	Crown clean, aerial survey, sever ivy and resurvey every 6 months. Monitor closely for further decline.	20	C1

No.	Species	Age	Ht	C.H.	N	E	S	W	Dia.	RPA	Comments/ Condition	Recommended Works	ERC	Cat
613	Beech (Fagus sylvatica)	E/M	12.00	1.00	5.00	5.00	5.00	5.00	550	6.60	Vigorous young specimen with poor architecture. Large included union in the centre with codominant stems.	Crown clean.	40	B2
614	Paper Bark Birch (Betula papyrifera)	E/M	10.00	1.00	4.50	3.50	3.50	4.00	300	3.60	Poor vigour and poor architecture due to suppression.	Crown clean.	20	C2
615	Himalayan Birch (Betula utilis)	E/M	12.00	1.00	5.00	5.00	5.00	4.00	400	4.80	Good specimen with good vigour	Crown clean.	40	B2
616	Crab apple Malus sp.	E/M	5.00	1.50	1.50	3.00	3.50	3.00	200	2.40	Good specimen with good vigour	Crown clean.	40	B2
617	Silver Birch (Betula pendula)	E/M	13.00	1.00	3.50	3.00	4.00	4.00	300	3.60	Good specimen contains witches broom		40	B2
618	Silver Birch (Betula pendula)	E/M	11.00	1.25	3.50	3.00	3.00	3.50	300	3.60	Good specimen. burls present	Crown clean.	40	B2
619	Flowering Cherry (Prunus subhirtella)	E/M	5.00	1.25	4.50	4.50	4.50	4.00	280	3.36	Good quality specimen	Crown clean.	20	C2
620	Dawn Redwood x(Metasequoia glyptostroboides)	E/M	14.00	1.00	3.50	5.00	4.00	4.00	700	8.40	Good specimen with good architecture. Slightly light suppressed by neighbour.	Crown clean.	40	A2
621	Dawn Redwood (Metasequoia glyptostroboides)	E/M	12.00	1.00	4.50	3.50	3.00	3.00	600	7.20	Good specimen with good architecture. Slightly light suppressed by neighbour.	Crown clean.	40	B2
622	Laurel (Prunus lusitanica)	M	5.50	0.00	2.50	4.50	6.00	4.50	300	3.60	Overgrown shrub. Screening value only.		10	C2
623	Silver Birch (Betula pendula)	E/M	16.00	3.50	4.00	3.00	3.00	3.50	350	4.20	Tall leggy specimen.		20	C2

No.	Species	Age	Ht	C.H.	N	E	S	W	Dia.	RPA	Comments/ Condition	Recommended Works	ERC	Cat
624	Silver Birch (Betula pendula)	E/M	12.00	2.00	3.50	3.00	3.00	3.00	300	3.60	Good quality specimen slightly suppressed by undergrowth.		20	B2
625	Crab Apple (Malus sp.)	E/M	5.00	1.50	2.50	2.50	2.50	2.00	150	1.80	Moderate specimen. Supressed by laurel.		20	C1
626	Hazel (Corylus avellana)	E/M	6.00	1.25	2.50	3.00	2.50	2.00	250	3.00	Good quality specimen.		10	C2
627	Flowering Cherry (Prunus subhirtella)	M	5.00	1.00	5.00	4.00	4.50	4.50	400	4.80	Large specimen with untidy crown.	Crown clean.	10	C2
628	Hawthorn (Crataegus monogyna)	M	4.50	0.75	3.50	2.50	2.50	2.00	200	2.40	Moderate specimen. Light suppressed by neighbouring apple.	Prune back neighbour and crown clean	20	C2
629	Crab Apple (Malus sp.)	E/M	5.50	1.50	3.00	3.00	4.00	2.50	225	2.70	Over grown and exhibiting woolly aphid and canker.	Crown clean.	M	C2
630	Crack Willow (Salix fragilis)	M	14.00	1.50	5.00	5.00	5.00	5.00	650	7.80	Contains some deadwood, ivy and unsympathetic pruning. Poor architecture. Codominant stems.	Remove stem over road, crown clean and sever ivy.	20	C2
631	Snakebark Maple (Acer capillipes)	E/M	6.50	2.00	2.50	4.00	2.50	1.50	250	3.00	Imbalanced and suppressed by neighbouring hazels.	Prune back neighbours.	20	B2
G5	Hazel Grove (Corylus avellana)	M	5.00-6.00	0.00	3.00	3.00	3.00	3.00	225	2.70	A linear grove of hazel. Good condition and vigour.	Species will tolerate lateral reduction or complete coppicing if required.	40	C2
632	Monterey Cypress (Cupressus macrocarpa)	M	13.00	0.00	5.00	5.50	5.50	4.50	1200	14.40	Light suppressed and imbalanced multistem tree. Screening value only.		20	C2
633	Sycamore (Acer pseudoplatanus)	M	16.00	2.50	5.00	7.00	4.50	3.00	450	5.40	Moderate specimen. Light suppressed by neighbouring pine. Good future potential.	Sever ivy and lift neighbouring pine.	20	B2

No.	Species	Age	Ht	C.H.	N	E	S	W	Dia.	RPA	Comments/ Condition	Recommended Works	ERC	Cat
634	Sycamore (Acer pseudoplatanus)	E/M	15.00	5.00	2.00	4.00	4.50	3.00	300	3.60	Light suppressed imbalanced and ivy infested.	Remove for the good of neighbouring trees	0	R
635	Austrian Pine(Pinus nigra)	M	26.00	9.00	7.00	10.00	6.00	2.50	700	8.40	Large moderate quality specimen. Contains deadwood. Lower limbs in conflict with neighbour.	Crown clean and lift lower canopy.	40	B2
636	Sycamore (Acer pseudoplatanus)	E/M	13.00	3.00	4.00	4.50	4.00	2.00	400	4.80	Good vigour and architecture despite shaded position.	Crown clean and sever ivy.	20	B2
637	Pinus radiata (Monterey Pine)	M	18.00	0.00	7.00	5.50	4.00	5.00	850	10.20	Good specimen slightly imbalanced.	Crown clean and crown raise.	40	A2
638	Western Hemlock (Tsuga heterophylla) x	E/M	9.00	0.00	2.50	2.50	2.50	1.50	300	3.60	Excessively light suppressed. No future development potential	Dismantle as close to grade as possible.	0	R
639	Monterey Cypress (Cupressus macrocarpa)	E/M	13.00	0.00	3.00	3.00	3.00	3.00	450	5.40	Excessively light suppressed in the lower canopy.	Crown clean and crown raise.	20	C2
640	Swedish Whitebeam (Sorbus intermedia)	M	10.00	1.50	5.00	6.00	3.50	3.00	450	5.40	Leaning and light suppressed.	Dismantle as close to grade as possible.	0	R
641	Monterey Pine (Pinus radiata)	E/M	13.00	2.00	4.00	4.00	3.00	3.00	400	4.80	Light suppressed in lower canopy.	Crown clean and crown raise.	40	B2
642	Beech (Fagus sylvatica)	E/M	17.00	2.00	4.50	5.50	5.00	4.50	450	5.40	Good specimen moderate architecture.	Crown clean and sever ivy.	40	B2
643	Cherry (Prunus avium)	E/M	5.50	0.00	2.00	5.50	4.00	3.00	250	3.00	Poor architecture. 4 stems.	Dismantle as close to grade as possible.	0	R
644	Holly (Ilex aquifolium)	M	6.00	0.00	2.00	2.00	1.00	1.00	250	3.00	Moderate to poor quality. Retain for ecological value.		S	C2
645	Whitebeam (Sorbus aria)	E/M	10.00	2.50	5.00	4.50	2.50	1.00	325	3.90	Imbalanced and unsustainable.	Dismantle as close to grade as possible.	0	R

No.	Species	Age	Ht	C.H.	N	E	S	W	Dia.	RPA	Comments/ Condition	Recommended Works	ERC	Cat
646	Weeping Ash (Fraxinus excelsior "Pendula").	Y	3.00	0.00	2.00	3.00	2.00	1.00	150	1.80	Moderate ivy invested specimen.	Crown clean.	20	C2
647	Sycamore (Acer pseudoplatanus)	M	11.00	2.00	7.00	7.00	7.50	7.00	750	9.00	Exceptional specimen of perfect architecture.	Crown clean and sever ivy.	40	A2
648	Monterey Pine (Pinus radiata)	Y	7.00	1.50	1.50	1.50	1.50	1.50	250	3.00	Young specimen with yellowed needles and thin canopy.	Add mulch ring.	20	C2
649	Himalayan Cedar (Cedrus deodara)	M	19.00	0.00	4.50	4.50	5.00	5.00	700	8.40	Very good specimen with good architecture slightly suppressed and thinned canopy to the east.	Crown clean and crown raise.	40	B2
650	Brewer Spruce (Picea Breweriana)	E/M	6.00	0.00	1.75	1.75	1.75	1.75	250	3.00	Good specimen.	Sever ivy.	20	B2
651	Black Walnut (Juglans nigra)	M	19.00	0.00	7.00	7.00	7.00	8.00	450	5.40	Good specimen good arch some failures and deadwood. Crown clean and pull back from neighbours to north and west.	Crown clean and pull back from neighbours to north and west.	40	B2
652	Monterey Pine (Pinus radiata)	M	21.00	0.00	5.00	6.00	4.50	5.00	750	9.00	Large vigorous specimen.	Crown raise to 4m and sever ivy.	40	B2
653	Beech (Fagus sylvatica)	M	18.00	2.00	6.00	7.00	6.00	10.00	1300	15.60	Massive specimen with poor architecture. Codoms and included unions. A major wound resulting from insensitive pruning. One major stem pollarded potentially containing decay in main stem.	Crown clean aerial survey, sever ivy and resurvey every 6 months.	20	C2
654	Silver Birch (Betula pendula)	E/M	16.00	1.00	4.00	5.00	4.50	4.50	400	4.80	Moderate quality slightly light suppressed,	Crown clean and sever ivy.	20	C2

No.	Species	Age	Ht	C.H.	N	E	S	W	Dia.	RPA	Comments/ Condition	Recommended Works	ERC	Cat
G6	Lawson Cypress Hedge (<i>Chamaecyparis lawsoniana</i>)	Y - E/M	6.00-6.50	0.00	16x3				200	2.40	An overgrown hedge of conifer species which does not lend itself well to any reduction. Species will tolerate only the gentlest shearing and is therefore unsuitable for retention.	Dismantle as close to grade as possible.	0	R
655	Laurel (<i>Prunus lusitanica</i>)	M	6.00	0.00	5.00	3.50	5.00	5.00	350	4.20	Overgrown shrub screen value only		10	C2
656	Cherry (<i>Prunus avium</i>)	M	10.00	3.00	4.50	4.50	5.00	5.00	400	4.80	Good specimen. Ivy infested.	Sever ivy.	20	C2
657	Variegated Holly (<i>Ilex aquifolium</i>)	M	6.00	0.00	4.50	2.50	1.00	2.50	200	2.40	Leaning at a great angle but appears stable	Dismantle as close to grade as possible.	10	R
658	Cherry (<i>Prunus avium</i>)	E/M	7.00	1.00	4.00	4.50	4.00	4.00	250	3.00	Ganoderma bracket at base.	Dismantle as close to grade as possible.	0	R
659	Austrian Pine (<i>Pinus nigra</i>)	M	20.00	8.00	5.00	7.00	6.50	7.00	750	9.00	Good quality specimen containing deadwood	Crown clean, aerial survey and sever ivy. Resurvey every 6 months.	40	B1
660	Monterey Cypress (<i>Cupressus macrocarpa</i>)	E/M	7.00	0.00	3.00	3.00	3.00	3.00	350	4.20	Good specimen in unsuitable location for this species.	Remove for the benefit of the group. Dismantle as close to grade as possible.	0	R
661	Cherry (<i>Prunus avium</i>)	E/M	9.00	3.00	4.50	4.50	4.00	2.00	350	4.20	Heavily suppressed and distorted with notable Ivy development. Middle-crown is subject to decay. Tree is unsuitable for retention.	Dismantle as close to grade as possible.	0	R

No.	Species	Age	Ht	C.H.	N	E	S	W	Dia.	RPA	Comments/ Condition	Recommended Works	ERC	Cat
662	Austrian Pine (Pinus nigra)	M	22.00	7.00	4.00	7.00	6.50	3.00	750	9.00	Good specimen. Imbalanced to the south and containing deadwood.	Crown clean, aerial survey and sever ivy. Resurvey every 6 months.	L	B2
663	Eucalyptus (Eucalyptus sp.)	E/M	18.00	5.00	1.00	3.00	4.50	5.00	500	6.00	Moderate specimen light suppressed.	Crown clean.	M	B2
664	Holly Oak (Quercus ilex)	E/M	11.00	0.00	6.00	5.00	3.00	6.00	450	5.40	Moderate specimen. Leaning west.	Crown raise and lateral reduction on western side.	20	C2
665	Holly Oak (Quercus ilex)	M	13.00	0.00	6.00	7.00	6.00	5.00	1000	12.00	A very old tree which has suffered many failures.	Remove all limbs lying on the ground and retain the upright stem. Remove over reaching limb on the remaining stem. Resurvey every 6 months	20	C2
666	Monterey Cypress (Cupressus macrocarpa)	OM	18.00	1.50	7.00	9.00	7.00	4.50	1000	12.00	Large specimen becoming over mature and entering decline. Beginning to shed branches in the fashion particular to the species.	Crown clean aerial survey, sever ivy and resurvey every 6 months.	20	C2
667	Monterey Cypress (Cupressus macrocarpa)	M	18.00	5.00	2.50	7.00	8.00	5.50	850	10.20	Large light suppressed specimen. Imbalanced	Crown clean.	20	C2
668	Holly Oak (Quercus ilex)	E/M	7.00	2.00	2.00	5.00	5.00	3.00	350	4.20	Imbalanced due to light suppression.	Crown clean and crown raise.	10	C2
669	Monterey Cypress (Cupressus macrocarpa)	E/M	19.00	2.00	4.00	3.50	2.50	3.50	400	4.80	Suppressed due to proximity to neighbour.	Dismantle as close to grade as possible.	0	R

No.	Species	Age	Ht	C.H.	N	E	S	W	Dia.	RPA	Comments/ Condition	Recommended Works	ERC	Cat
670	Cherry (Prunus sp.)	M	10.00	3.00	5.50	3.50	0.00	4.00	300	3.60	Dead tree.	Dismantle as close to grade as possible.	0	R
671	Monterey Cypress (Cupressus macrocarpa)	M	19.00	2.00	3.00	3.00	3.00	3.00	550	6.60	Good quality specimen with good potential for future development.	Resurvey every 6 months.	40	A
672	Monterey Cypress (Cupressus macrocarpa)	M	19.00	2.00	3.00	4.50	4.50	3.50	500	6.00	Untidy specimen with many failures.	Dismantle as close to grade as possible.	0	R
673	(Poplar /Aspen) Populus tremula	E/M	18.00	4.00	3.00	3.50	2.00	1.50	379	4.55	Long slender specimen. Potential for future development		20	C1
674	Eucalyptus (Eucalyptus sp.)	E/M	16.00	2.00	2.50	3.50	3.00	4.00	400	4.80	Good quality specimen with good potential for future development.		40	B2
675	Arizona Cypress (Cupressus arizonica)	E/M	10.00	1.50	2.00	3.00	3.00	3.00	350	4.20	Light suppressed by neighbours moderate architecture.	Maintain for screening if required.	10	C2
676	Holly (Ilex aquifolium)	M	4.50	2.00	2.00	2.00	2.00	2.00	250	3.00	Supressed and infested with ivy	Maintain for ecological value.	10	C
G7	Chilean Myrtle (Luma apiculata) and misc.	E/M	6.00-8.00	0.00	20x18				300	3.60	A large over grown mass of light suppressed shrubs and poor quality trees.	Dismantle as close to grade as possible.	0	R
677	Sycamore (Acer pseudoplatanus)	M	15.00	2.00	5.00	5.50	5.00	4.50	800	9.60	Massive specimen with enormous wound at the heart of the stem. Huge quantity of decay with evidence of driad saddle and or giant polypore high up in the canopy	Dismantle as close to grade as possible.	0	R

No.	Species	Age	Ht	C.H.	N	E	S	W	Dia.	RPA	Comments/ Condition	Recommended Works	ERC	Cat
678	Holly (Ilex aquifolium)	M	6.00	0.00	2.50	3.00	2.00	1.50	250	3.00	Moderate but untidy specimen.	Maintain for screening and ecological value.	10	C2
679	Knife Leaf Wattle (Acacia cultriformis)	E/M	5.00	0.00	0.00	0.00	4.50	5.00	250	3.00	Fallen over and pollarded.	Dismantle as close to grade as possible.	0	R
680	Lawson Cypress (Chamaecyparis lawsoniana)	E/M	7.00	1.25	1.50	1.50	1.50	1.50	350	4.20	Vigorous but in an inappropriate location.	Dismantle as close to grade as possible	0	R
681	Flowering Cherry (Prunus subhirtella)	M	6.00	1.75	3.50	4.50	4.50	3.00	400	4.80	Good specimen.		20	C2
682	Handkerchief Tree (Davidia involucrata)	S/M	5.00	0.50	2.50	3.00	3.00	3.00	200	2.40	New planting with questionable architecture.		20	C2
683	Cherry(Prunus avium)	E/M	10.00	2.25	4.00	4.00	4.50	4.50	350	4.20	Becoming swamped by shrubs beneath.		10	C2
684	Chilean Myrtle (Luma apiculata)	Y - EM	5.00	1.00	2.50	2.50	2.50	2.50	200	2.40	Shrub mass.		10	C2
685	Eucalyptus (Eucalyptus sp.)	M	26.00	7.00	5.00	6.50	6.00	5.00	900	10.80	Very large specimen good vigour and architecture.	Crown clean, aerial survey, sever ivy and resurvey every 6 months.	40	B2
686	Eucalyptus (Eucalyptus sp.)	S/M	12.00	3.00	4.50	4.00	1.50	1.00	400	4.80	Suppressed and imbalanced.	Dismantle as close to grade as possible.	0	R
687	Holly (Ilex aquifolium).	M	6.00	2.00	4.00	3.00	2.50	3.00	300	3.60	Reduced vigour and thin canopy.	Maintain for ecological purposes	10	C
688	Norway Maple (Acer platanoides)	E/M	8.50	2.00	4.50	4.00	2.00	2.50	250	3.00	Supressed and imbalanced.		10	C2
689	Pittosporum (Pittosporum tenuifolium)	M	7.50	0.00	5.00	5.00	3.50	4.50	300	3.60	Overgrown shrub.	screen value only	10	C2

No.	Species	Age	Ht	C.H.	N	E	S	W	Dia.	RPA	Comments/ Condition	Recommended Works	ERC	Cat
690	Holly (Ilex aquifolium)	M	8.00	0.00	2.50	3.00	1.50	1.50	225	2.70	Large and partially suppressed shrub tree.	Maintain for ecological purposes	20	C2
691	Cherry (Prunus avium)	O/M	15.00	4.50	5.00	6.00	6.00	4.00	400	4.80	Large specimen with poor architecture. Imbalanced containing failures. Entering period of decline.	Dismantle as close to grade as possible.	0	R
692	Beech (Fagus sylvatica)	M	19.00	2.00	9.00	8.00	9.50	9.00	950	11.40	A good quality specimen maintaining good vigour. Imbalanced to the south east with ivy at base.	Crown clean , aerial survey , sever ivy and resurvey every 6 months. If the area to the southeast is a high traffic area consider gentle lateral reduction of low aggressive limbs.	40	B2
693	Sycamore (Acer pseudoplatanus)	M	3.50	1.00	0.50	1.50	1.00	0.50	800	9.60	Eco pole	Dismantle as close to grade as possible of retain as Eco pole.	0	R
694	Holm Oak (Quercus ilex)	M	13.00	0.00	6.00	4.50	5.50	5.00	1000	12.00	A very old specimen that has suffered at least one large failure but is still very much viable.	Crown clean and crown raise.	20	C2
G8	Leyland Cypress Hedge (<i>Cupressus leylandii</i>)	Y-E/M	9.00-12.00	1.50	36x105				300	3.60	An overgrown hedge made up of an inappropriately fast growing species. Planted to close to the boundary wall.	Dismantle as close to grade as possible.	0	R

No.	Species	Age	Ht	C.H.	N	E	S	W	Dia.	RPA	Comments/ Condition	Recommended Works	ERC	Cat
695	Sycamore (Acer pseudoplatanus)	M	17.00	2.00	5.00	4.50	6.00	6.00	800	9.60	A large and perhaps over mature specimen going into decline. Several historic wounds. Deteriorated fungal bracket on the ground at the base of the tree. Suspected giant polypore.	Dismantle as close to grade as possible.	10	R
696	Beech(Fagus sylvatica)	M	21.00	7.00	5.00	2.50	4.00	5.50	700	8.40	Tall narrow light suppressed but massive specimen. Ganorema bracket visible 4m above ground.	Dismantle as close to grade as possible.	0	R
697	Beech (Fagus sylvatica)	M	20.00	8.00	6.00	3.00	2.00	7.00	1200	14.40	Large and ancient specimen infected with Ustulina deusta fungi at base with large wounds in buttress roots. Wounds contain decay.	Dismantle as close to grade as possible.	0	R
698	Leyland Cypress (Cupressus leylandii)	E/M	13.00	1.50	2.50	2.50	4.00	3.00	350	4.20	An overgrown hedge made up of an inappropriately fast growing species.	Dismantle as close to grade as possible.	0	R
699	Snake Bark Maple (Acer capillipes)	Y	4.50	1.50	3.00	2.50	2.50	2.50	100	1.20	Wound and slightly distorted with poor architecture.		20	C1
700	Silver Birch (Betula pendula)	EM	10.00	2.25	4.50	2.50	1.50	4.00	200	2.40	Suppressed and imbalanced.		10	C2
701	Himalayan Birch (Betula utilis)	E/M	9.00	2.00	4.50	3.50	3.00	4.00	150	1.80	Moderate architecture vigorous.		10	C1
702	Flowering Cherry (Prunus sp.)	E/M	5.50	1.75	2.50	3.50	3.50	2.50	200	2.40	Moderate young specimen with some untidy epicormic growth.	Crown clean.	20	C2

No.	Species	Age	Ht	C.H.	N	E	S	W	Dia.	RPA	Comments/ Condition	Recommended Works	ERC	Cat
703	Holly (Ilex aquifolium)	M	6.00	2.00	2.50	3.00	2.00	2.00	250	3.00	Slightly imbalanced.	Maintain for ecological value.	20	C
704	Copper Beech (Fagus sylvatica "Purpurea")	M	19.00	2.00	5.00	7.50	8.00	6.50	1500	18.00	Tall and massive specimen. Poor architecture namely codominant stems with v shaped union at 1.5m above ground.	Crown clean , aerial survey, sever ivy and resurvey every 6 months.	40	B2
705	Holly (Ilex aquifolium)	M	6.00	2.00	2.00	2.50	2.50	2.50	200	2.40	Suppressed with very little foliage.	Dismantle as close to grade as possible.	0	R
706	Holly (Ilex aquifolium)	M	6.00	2.00	2.00	2.50	3.00	2.50	250	3.00	Good specimen	Maintain for ecological purposes	20	C2
707	Sycamore (Acer pseudoplatanus)	M	9.00	2.25	3.00	2.50	1.50	2.00	450	5.40	Dead tree dismantle or convert to eco pole	dismantle as close to grade as possible	0	R
708	Beech (Fagus sylvatica)	M	8.00	6.00	5.00	4.00	5.50	7.00	1000	12.00	Massive specimen. Large failure plus Ustulina infection.	Dismantle as close to grade as possible.	0	R
709	Cherry (Prunus avium)	E/M	8.00	2.00	4.00	3.00	4.50	4.50	250	3.00	Moderate specimen light suppressed and containing deadwood.	Crown clean and sever ivy.	20	C2
710	Beech Stump (Fagus sylvatica)	M	4.50	0.00	0.75	0.75	0.75	0.75	100	1.20	Dead tree dismantle or convert to eco pole	Dismantle as close to grade as possible.	0	R
711	Sycamore (Acer pseudoplatanus)	M	17.00	2.50	5.00	5.00	5.50	5.50	700	8.40	Large specimen. Ivy infested and containing deadwood.	Crown clean, aerial survey, sever ivy and resurvey every 6 months.	20	C2
712	Scots Elm (Ulmus glabra)	E/M	9.00	4.50	3.00	4.50	2.50	4.00	250	3.00	Species susceptible to sudden failure. Remove if area beneath is trafficked in any way	dismantle as close to grade as possible	0	R

Report reference: DSHD18042101
 Author: Conor Morgan B. Agri Sci. (Land Hort) M, C.A.
 Date: August 24th 2022

Tree Survey, Arboricultural Impact Assessment
 and Tree Protection Scheme to BS 5837:2012
 Address: Dalguise House, Monkstown, Co. Dublin

No.	Species	Age	Ht	C.H.	N	E	S	W	Dia.	RPA	Comments/ Condition	Recommended Works	ERC	Cat
713	Hawthorn (Crataegus monogyna)	M	6.00	3.00	2.00	0.00	1.50	2.50	250	3.00	Heavily suppressed and in steep decline.	cc and maintain for ecological purposes.	10	C2
714	Sycamore (Acer pseudoplatanus)	M	16.00	3.00	5.00	5.00	6.00	6.00	750	9.00	Infested with ivy with a very large pocket of decay at base of stem on the west side.	Dismantle as close to grade as possible.	0	R
715	Austrian Pine (Pinus nigra)	E/M	19.00	7.00	2.50	4.00	2.50	2.00	400	4.80	Narrow light suppressed specimen infested with ivy.	Dismantle as close to grade as possible.	0	R
716	Western Red Cedar (Thuja plicata)	E/M	8.00	0.00	3.00	3.50	2.50	2.00	200	2.40	Narrow light suppressed specimen infested with ivy.	Dismantle as close to grade as possible.	0	R
717	Austrian Pine (Pinus nigra)	M	21.00	5.50	6.50	7.00	7.00	7.00	750	9.00	A large and broadly reaching canopy. Some areas of the canopy are thin of foliage	Crown clean , aerial survey , sever ivy and resurvey every 6 months.	40	B1
718	Sycamore Stump (Acer pseudoplatanus)	M	6.00	0.00	0.75	0.75	0.75	0.75	750	9.00	Dead and decayed. Convert to Eco pole	Dismantle as close to grade as possible or convert to Eco pole.	0	R
719	Eucalyptus (Eucalyptus sp.)	Y	12.00	2.00	1.50	2.00	3.50	2.00	250	3.00	Moderate young specimen, . imbalanced		40	B2
720	Weeping Pear (Pyrus salicifolia)	E/M	4.50	0.00	1.50	1.50	1.50	2.00	200	2.40	Good specimen some ivy	Sever ivy.	20	B2
G9	Lawson Cypress Hedge (Chamaecyparis lawsoniana)	E/M	5.00	0.00	2x16				200	2.40	Tree line or hedge with some utility for screening. Moderate vigour.		20	C2
721	Leyland Cypress (Cupressus leylandii) , ,	E/M	13.00	1.00	3.00	3.00	3.00	3.00	350	4.20	Cluster of 3 trees. Fast growing inappropriate species for their current location.	Dismantle as close to grade as possible.	0	R

Report reference: DSHD18042101
 Author: Conor Morgan B. Agri Sci. (Land Hort) M, C.A.
 Date: August 24th 2022

Tree Survey, Arboricultural Impact Assessment
 and Tree Protection Scheme to BS 5837:2012
 Address: Dalguise House, Monkstown, Co. Dublin

No.	Species	Age	Ht	C.H.	N	E	S	W	Dia.	RPA	Comments/ Condition	Recommended Works	ERC	Cat
722	Leyland Cypress (<i>Cupressus leylandii</i>)	E/M	13.00	1.00	3.00	3.00	3.00	3.00	350	4.20	Cluster of 3 trees. Fast growing inappropriate species for their current location.	Dismantle as close to grade as possible.	0	R
723	Leyland Cypress (<i>Cupressus leylandii</i>)	E/M	13.00	1.00	3.00	3.00	3.00	3.00	350	4.20	Cluster of 3 trees. Fast growing inappropriate species for their current location.	Dismantle as close to grade as possible.	0	R
724	White Pine (<i>Pinus strobus</i>)	E/M	14.00	1.50	2.00	3.00	2.50	1.00	450	5.40	Good specimen slightly light suppressed.	Crown raise	40	B2
G10	Line of Trees Cherry (<i>Prunus</i> sp.), Norway Maple (<i>Acer</i> <i>platanoides</i> , Hornbeam (<i>Carpinus betulus</i>) Red Oak (<i>Quercus rubra</i>)	E/M	4.50-5.0	1.50	2x34				125	1.50	A tightly spaced line of young trees. Good vigour but with some questionable architecture. Tree canopies beginning to touch.	Prune to correct architectural defects. And resurvey in 2 years with a view to thinning out group	40	C2
G11	Poplar / Aspen Line (<i>Populus tremula</i>)	M	17.00	2.00	5x10				400	4.80	G11 is made up of 3 No. Specimens that are in very poor condition with extensive dieback and deadwood.	Dismantle as close to grade as possible.		R
G12	Poplar / Aspen Line (<i>Populus tremula</i>)	M	17.00	2.00	5x 34				400	4.80	These trees of similar vintage to the neighbouring poplars have been treated differently. They have been pollarded unsympathetically resulting in cavities but also improved vigour.	If screening is required pollard at wall height although regrowth is not guaranteed.	10	C2-R
725	Poplar /Aspen <i>Populus tremula</i>	M	19.00	4.00	2.00	4.00	4.50	3.50	600	7.20	Large week timbered tree with surface loving roots. Planted to close to building.	Dismantle as close to grade as possible	0	R

No.	Species	Age	Ht	C.H.	N	E	S	W	Dia.	RPA	Comments/ Condition	Recommended Works	ERC	Cat
726	Sycamore (<i>Acer pseudoplatanus</i>)	M	17.00	2.50	6.50	6.00	6.00	5.50	1000	12.00	Large spreading crown with some dead wood and a wound at the base. Appears healthy and vigorous	Crown clean, aerial survey, sever ivy and resurvey every 6 months.	40	A2
727	Monterey cypress (<i>Cupressus macrocarpa</i>)	Y	9.00	1.25	2.50	2.00	2.00	3.00	200	2.40	Moderate specimen infested with vines.	Sever vines.	20	C
728	Strawberry Tree (<i>Arbutus unedo</i>)	M	6.50	1.00	3.00	2.50	4.50	4.00	400	4.80	Very strong and beautiful specimen. One large failure with no decay.		L	B2
729	Magnolia (<i>Magnolia</i> Sp.)	M	5.50	1.00	5.00	4.50	4.00	5.00	450	5.40	High quality specimen.		40	A2
730	Apple (<i>Malus</i> sp)	M	4.50	1.00	3.00	3.00	2.50	2.00	200	2.40	Moderate specimen with untidy growth.	Crown clean and correct architecture.	20	C
731	Apple (<i>Malus</i> sp)	M	5.00	0.50	2.50	5.00	5.00	3.50	400	4.80	Fallen tree.	dismantle as close to grade as possible	0	R
G13	Leyland Cypress Hedge (<i>Cupressus leylandii</i>)	E/M	12.00-14.00	0.00	6x53				250	3.00	A very unsightly hedge of fast growing trees. This species is inappropriate for this location. It is already causing conflict with the neighbouring properties resulting in inappropriate pruning. Trees planted to close to the wall.	Dismantle as close to grade as possible.	0	R
732	Griselinia (<i>Griselinia littoralis</i>)	M	5.50	0.00	3.00	2.50	3.50	4.00	200	2.40	Over grown shrub. Screening value only.		10	C2

No.	Species	Age	Ht	C.H.	N	E	S	W	Dia.	RPA	Comments/ Condition	Recommended Works	ERC	Cat
G14	Leyland Cypress Hedge (<i>Cupressus leylandii</i>)	M	8.00-10.00	1.00	5 x 25				250	3.00	A very unsightly hedge of fast growing trees. This species is inappropriate for this location. It is already causing conflict with the neighbouring properties resulting in inappropriate pruning. Trees planted to close to the wall.		0	R
733	Aesculus hippocastanum (Horse Chestnut)	Y	9.00	1.00	5.00	2.00	4.50	5.00	250	3.00	Moderate tree light suppressed and imbalanced.	May benefit from removal of neighbours.	10	C1
734	Horse Chestnut (Aesculus hippocastanum)	E/M	8.00	0.50	5.00	4.00	3.00	4.50	350	4.20	Good specimen with good architecture. Slightly light suppressed with good potential for future dev.	Crown clean and sever ivy.	40	B2
735	Poplar / Aspen (Populus tremula)	E/M	19.00	4.50	1.50	4.50	1.00	1.00	350	4.20	Good quality specimen. Leaning slightly. If neighbours are removed consider pollarding.	If neighbours are removed consider pollarding.	20	C2
736	Horse Chestnut (Aesculus hippocastanum)	M	14.00	2.00	7.00	6.00	6.50	6.50	650	7.80	Good specimen good vigour. Codominant stems and ivy infested.	Crown clean and sever ivy.	40	B2
737	Norway Maple (Acer platanoides)	Y	7.00	2.25	4.00	3.50	3.00	3.00	250	3.00	Light suppressed and ivy infested.	Dismantle as close to grade as possible.	0	R
738	Horse Chestnut (Aesculus hippocastanum)	Y	10.00	1.50	5.00	3.50	2.50	2.00	200	2.40	Poor specimen with unsympathetic pruning and failures.	Crown clean, correct architecture and sever ivy.	20	C2
739	Norway Maple (Acer platanoides)	E/M	12.00	2.00	2.50	3.00	2.50	2.00	200	2.40	Light suppressed.	Sever ivy.	10	C2

Report reference: DSHD18042101
 Author: Conor Morgan B. Agri Sci. (Land Hort) M, C.A.
 Date: August 24th 2022

Tree Survey, Arboricultural Impact Assessment
 and Tree Protection Scheme to BS 5837:2012
 Address: Dalguise House, Monkstown, Co. Dublin

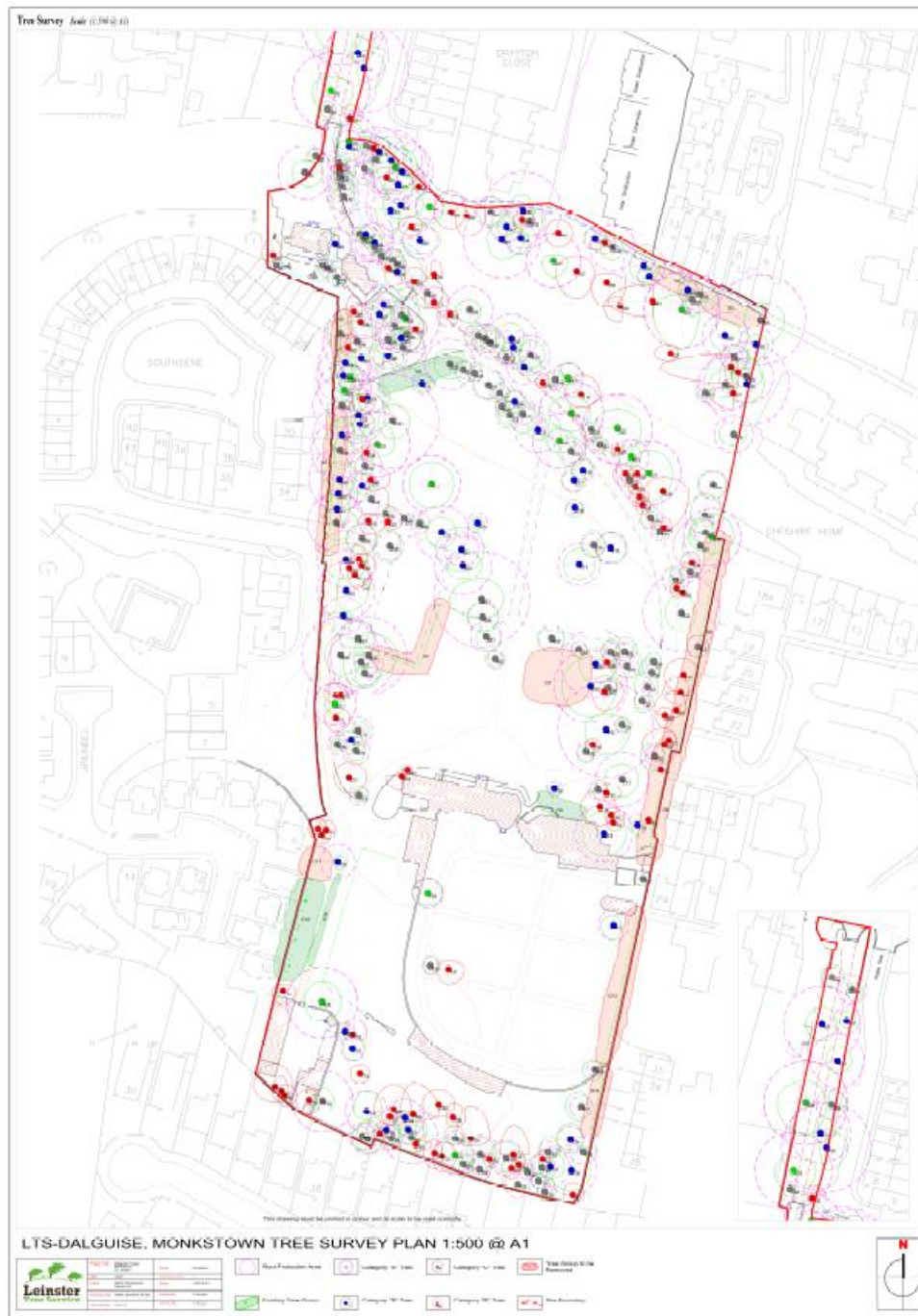
No.	Species	Age	Ht	C.H.	N	E	S	W	Dia.	RPA	Comments/ Condition	Recommended Works	ERC	Cat
740	White Pine (Pinus strobus)	E/M	13.00	3.00	2.00	2.50	3.00	3.00	350	4.20	Infested with ivy and suppressed.	Sever ivy.	20	C2
741	Eucalyptus (Eucalyptus sp.)	E/M	20.00	6.00	5.00	4.50	3.50	3.50	500	6.00	Infested with ivy.	Crown clean , aerial survey and sever ivy.	20	B2
742	Walnut (Juglans regia)	E/M	9.00	2.00	4.50	3.50	2.00	2.50	250	3.00	Infested with ivy and light suppressed	Sever ivy.	20	C2
743	Strawberry Tree (Arbutus unedo)	E/M	9.00	4.50	2.50	1.50	0.00	2.00	200	2.40	Infested with ivy and suppressed heavily.	Dismantle as close to grade as possible.	0	R
744	Sorbus aucuparia (Mountain Ash)	E/M	9.00	1.50	4.00	1.50	0.00	1.50	200	2.40	Ivy infested and suppressed	Sever ivy.	10	C2
745	Norway Maple (Acer platanoides)	E/M	11.00	2.25	5.00	3.50	2.50	5.00	350	4.20	Ivy infested and imbalance but with good future potential.	Crown clean and sever ivy.	20	C2
746	Rauli (Nothofagus procera)	Y	7.00	1.00	4.50	2.00	0.00	1.00	200	2.40	Suppressed and ivy infested.	Dismantle as close to grade as possible.	0	R
747	Leyland Cypress (Cupressus leylandii)	Em	7.00	0.00	3.00	3.00	3.00	3.00	400	4.80	Inappropriate fast growing species.	Dismantle as close to grade as possible.	0	R
748	Willow sp. (Salix sp)	M	13.00	1.50	9.00	5.00	0.00	4.00	450	5.40	Fallen tree	Dismantle as close to grade as possible.	0	R
749	Black Alder (Alnus glutinosa)	M	17.00	2.50	5.00	4.50	4.50	4.50	450	5.40	Heavily infested with ivy. Deadwood in lower crown.	Crown clean , aerial survey and sever ivy.	10	C2
750	Pine (Pinus Sp.)	Y	12.00	0.50	2.00	1.50	2.50	2.00	200	2.40	Overcome by ivy	Dismantle as close to grade as possible	0	R
751	Eucalyptus (Eucalyptus sp)	M	21.00	5.00	5.00	5.00	5.00	4.50	500	6.00	Good specimen with moderate arch. Codom present half way up stem.	Remove codom and crown clean.	20	C
752	Norway Maple (Acer platanoides)	E/M	7.00	2.00	4.00	3.50	3.50	2.00	300	3.60	Ivy infested with deadwood ,dieback and light suppression.	Crown clean and sever ivy.	10	C2

No.	Species	Age	Ht	C.H.	N	E	S	W	Dia.	RPA	Comments/ Condition	Recommended Works	ERC	Cat
753	Norway Maple (Acer platanoides)	E/M	6.50	2.25	3.00	3.00	4.00	1.50	300	3.60	Ivy infested deadwood dieback and light suppressed.	Crown clean and sever ivy.	10	C2
754	Monterey Pine (Pinus radiata) x	M	21.00	21.00					750	9.00	Fallen down.	Dismantle as close to grade as possible	0	R
755	Monterey Pine (Pinus radiata)	M	12.00	0.50	5.00	5.50	5.50	4.50	500	6.00	Tall specimen of good vigour.	Crown clean, aerial survey, sever ivy and resurvey in 6 months.	40	A2
756	Red Oak (Quercus rubra)	Y	9.00	1.00	4.00	3.00	2.00	3.50	200	2.40	Young tree ivy infested but with good future potential.	Sever ivy and crown raise.	20	C1
757	Leyland Cypress (Cupressus leylandii)	E/M	14.00	1.00	4.50	4.50	5.00	3.00	400	4.80	Inappropriate fast growing species.	Dismantle as close to grade as possible.	0	R
758	Leyland Cypress (Cupressus leylandii)	E/M	14.00	1.00	4.00	2.50	5.00	3.50	400	4.80	Inappropriate fast growing species.	Dismantle as close to grade as possible	0	R
759	Leyland Cypress (Cupressus Leylandii)	E/M	13.00	0.00	4.50	4.00	3.00	2.00	400	4.80	Inappropriate fast growing species.	Dismantle as close to grade as possible	0	R
760	Leyland Cypress (Cupressus leylandii) x	E/M	16.00	0.00	5.00	5.00	4.00	5.00	700	8.40	Inappropriate fast growing species.	Dismantle as close to grade as possible	0	R
761	Eucalyptus (Eucalyptus sp)	Y	8.00	5.00	1.00	5.00	2.00	0.00	300	3.60	Light suppressed beyond viability.	Dismantle as close to grade as possible.	0	R
762	Monterey Pine (Pinus radiata)	M	19.00	2.50	4.00	4.50	5.00	4.00	700	8.40	Suppressed and leaning south.	Crown clean ,aerial survey, sever ivy and resurvey in 6 months.	20	C1
763	Eucalyptus (Eucalyptus sp.)	E/M	15.00	2.50	5.00	6.00	4.50	3.00	400	4.80	Moderate specimen. Good future potential.	Sever ivy.	20	B2
764	Eucalyptus (Eucalyptus sp.)	M	20.00	3.00	2.00	4.00	5.00	4.00	500	6.00	Light suppressed and ivy infested but good future potential.	Crown clean , aerial survey, sever ivy and resurvey in 6	20	B2

No.	Species	Age	Ht	C.H.	N	E	S	W	Dia.	RPA	Comments/ Condition	Recommended Works	ERC	Cat
												months.		
765	Eucalyptus (Eucalyptus sp.)	M	22.00	4.00	10.00	8.00	2.00	4.00	750	9.00	Leaning badly and heavily infected by ganoderma	Dismantle as close to grade as possible	0	R
766	Eucalyptus (Eucalyptus sp.)	M	23.00	3.00	8.00	5.50	5.00	6.00	750	9.00	A tall and massive tree with a considerable lean in the direction of the prevailing wind.	Dismantle as close to grade as possible	0	R
767	Leyland Cypress (Cupressus leylandii) x	Y	7.00	0.00	2.50	2.50	2.50	2.50	300	3.60	Suppressed beyond viability.	Dismantle as close to grade as possible	0	R
768	Monterey Cypress (Cupressus macrocarpa)	E/M	16.00	0.50	2.50	4.50	5.00	4.00	500	6.00	Good quality specimen.	Crown clean and crown raise.	20	B
769	Lodgepole Pine (Pinus contorta)	E/M	15.00	3.00	1.00	2.00	2.50	1.50	300	3.60	Suppressed by macrocarpa.	Sever ivy	10	C2
770	Scots Elm (Ulmus glabra)	Y	13.00	2.00	1.50	2.00	2.50	2.50	200	2.40	Dead tree.	Dismantle as close to grade as possible.	0	R
771	Norway Maple (Acer platanoides)	E/M	10.00	1.50	5.50	5.00	4.50	3.50	400	4.80	Very untidy multistem specimen. has potential for future dev.	Crown clean removing northern codom sever ivy	10	C2
772	Norway Maple (Acer platanoides)	E/M	9.00	1.75	3.00	2.00	4.00	3.50	350	4.20	Untidy codominant specimen.	Crown clean and sever ivy.	M	C2
773	Eucalyptus (Eucalyptus sp.)..	M	21.00	3.00	6.50	5.00	2.50	4.00	550	6.60	Good specimen with apparently good architecture. Ivy infested	Sever ivy and resurvey in 6 months.	20	B2
774	Monterey Cypress (Cupressus macrocarpa)	E/M	10.00	0.00	3.00	3.00	3.00	3.00	300	3.60	Suppressed and infested by vines.	Dismantle as close to grade as possible	0	R

No.	Species	Age	Ht	C.H.	N	E	S	W	Dia.	RPA	Comments/ Condition	Recommended Works	ERC	Cat
775	Red Oak (Quercus rubra)	S/M	9.00	1.50	4.50	4.00	3.50	3.00	300	3.60	Good specimen with good arch. Ivy infested	Crown clean and sever ivy.	40	B2
776	Mulberry (Morus nigra)	M	8.00	0.00	5.00	4.50	2.50	2.50	250	3.00	Overcome by undergrowth.	Dismantle as close to grade as possible	0	R
777	Eucalyptus(Eucalyptus sp.)	E/M	10.00	3.00	2.50	1.50	2.00	2.50	250	3.00	Good young specimen.	Sever ivy.	40	B2
778	Lombardy Poplar (Populus nigra "Italica")	M	28.00	2.00	4.50	3.50	3.00	2.50	800	9.60	Moderate specimen.	If traffic is high within range consider pollard at 7m	M	C2
779	Leyland Cypress (Cupressus leylandii)	E/M	14.00	2.00	3.50	3.50	4.50	4.00	400	4.80	Inappropriate fast growing species.	Dismantle as close to grade as possible	R	R
780	Leyland Cypress (Cupressus leylandii)	E/M	13.00	1.25	3.50	4.00	3.50	2.00	400	4.80	Inappropriate fast growing species.	Dismantle as close to grade as possible	0	R
781	Leyland Cypress (Cupressus leylandii)	E/M	9.00	1.25	4.50	2.00	3.50	3.00	350	4.20	Inappropriate fast growing species.	Dismantle as close to grade as possible	0	R
782	Sycamore (Acer pseudoplatanus)	M	17.00	2.00	7.00	5.50	5.00	6.50	600	7.20	Poor self-seeded specimen. Roots are visibly lifting the wall	Dismantle as close to grade as possible	0	R
783	Monterey Cypress (Cupressus macrocarpa)	M	17.00	6.00	4.00	6.00	4.00	4.00	700	8.40	Moderate specimen.	Crown clean, sever ivy, aerial survey and resurvey every 6 months.	20	C2
784	Monterey Cypress (Cupressus macrocarpa)	M	15.00	6.00	3.00	3.00	0.00	3.00	500	6.00	Poor light suppressed specimen.	Crown clean, aerial survey and resurvey every 6 months.	10	C2

Tree Survey Plan



PART 4 – ARBORICULTURAL IMPACT ASSESSMENT

4.1 Introduction

BS 5837:2012 provides a methodology for determining the above and below ground constraints presented by trees on and adjacent to the site. These have been recorded and presented visually on the plans in this report and in the appended tree survey table.

4.2 Development Background

The site is roughly rectangular and orientated north south. The site is currently occupied by a large house of mixed architectural style sitting on approximately 8 acres of grounds. The grounds are made up of lawns, parkland overgrown and neglected woodland and a walled garden. The northern part of the site contains a tree lined lane way which could not be described as an avenue but does contain a small number of very large trees which give a pleasant leafy effect to the lane. The northern part also contains a small stream and flood plain with some very large ornamental trees. Several of these trees are falling over and are surrounded by a mass of overgrown scrub trees. The ground sweeps up steeply to the central awn/ parkland area containing many specimen trees. The northwest corner has a large stand of mature conifers.

There was a more recent campaign of tree planting including some ornamentals in the interior of the site and screening conifers along the boundaries. The walled garden to the south contains an arbour of apples and a handful of small ornamentals. There is a large group of mature specimens along the southern boundary. Again this area has fallen derelict and is overgrown with scrub trees.

4.3 Observations

Root Protection Areas

Proposed new surfaces encroach into the RPAs of many of the retained trees. Access to the site is gained via the existing laneway which does pass through the RPA's of many retained trees. Excavation encroaches into the RPA's of 18 trees. Excavation encroaches on less than 20% in the case of 16 trees and 23% in the case of # 637. In the case of the encroachment by 23% this is a significant amount of damage to the roots of the tree but not an amount of damage which will kill the trees. The trees will survive and damage to the roots can be mitigated by the adoption of arboricultural methodology during excavation and irrigation afterward.

the RPAs of all but 18 No. retained trees will be protected from excavation completely during construction by the erection of "Tree Protection barriers".

Temporary Ground Protection System

The RPA of 43 No. trees and Tree groups are not fully protected by Tree Protection Barriers. The RPA's of these trees shall be protected using ground protection systems in 4 different areas. These trees must be protected for the entire duration of construction by a "Temporary Ground Protection System". Please see orange hatch on Tree Constraints/ Protection Plan for position and extent of the ground protection system. The Temporary Ground Protection system will be "a Cellular Confinement System" meeting guidelines from BS 5837 and current best practice for use in the vicinity of trees.

Arboricultural Methodology

Proposed excavations encroach onto the Root Protection Areas (RPAs) of 18 No. retained trees. The area of excavation highlighted in yellow hatch on the Constraints/ Tree protection Plan has been minimised as much as the brief and engineering constraints will allow. Damage to the roots can be mitigated by the adoption of arboricultural methodology during excavation. Arboricultural Methodology in this instance involves the contracting of a certified arborist to oversee the implementation of the Constraints/Tree protection Plan. The certified arborist will be present during the excavation to observe the excavation and to apply mitigation pruning to any roots which are damaged.

The remainder of THE RPA's will be protected during development by tree protection barriers. Tree protection barriers will be used to protect the RPAs of retained trees, in 14 different areas. Please see Tree Protection Plan.

Loss of trees

The development footprint, paving and access do not allow for the retention of 95 No. trees and tree groups. A total of 68 of these trees have been designated category "C" trees. These trees having an estimated remaining contribution of 10 years or less, have a small diameter or contain a major defect or all of above. That is a full 72% of the trees which need to be removed to facilitate the development are poor quality trees which are not expected to be useful beyond 10 years. These trees could easily be replaced with new specimens of superior quality.

Of the 95 trees lost to the development:

68 No. are category "C" trees representing 72% of trees lost.

24 No. are category "B" trees representing 25% of trees lost

2 3 No. are category "A" trees representing 3 % of trees lost.

It is proposed that the trees be replaced by an extensive, high quality native tree planting scheme. This scheme will include 213 large girth standard of the highest quality many as large as 60-70cm girth. These trees will be hand-picked from the nursery. They will contain none of the defects of the most of the trees being removed. They will be planted correctly by professionals with the requisite technical skills. They will be positioned where they have ample space to thrive and develop. This

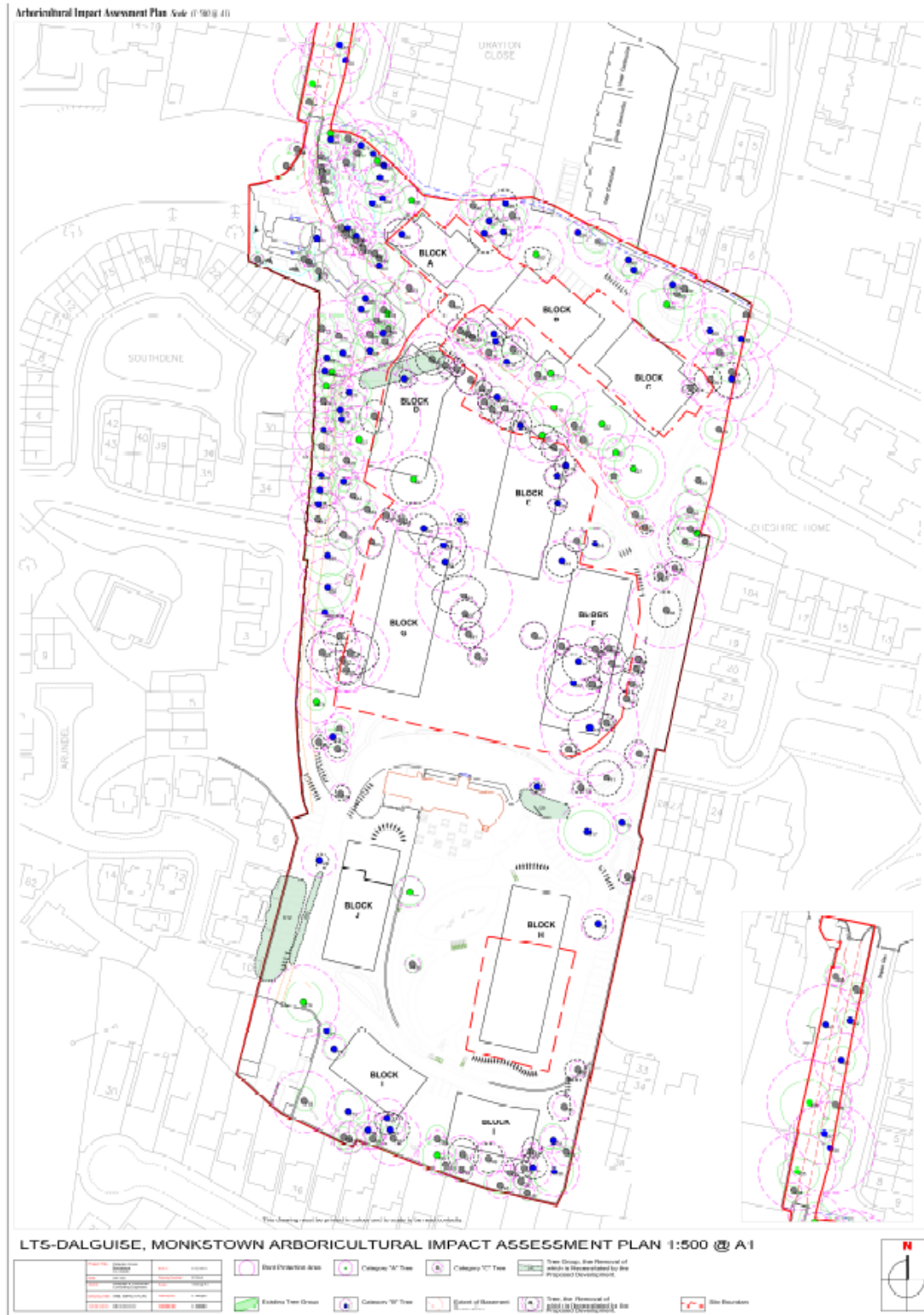
will easily compensate for the trees lost, many times over. Please see Landscape Plan and specifications.

Above Ground Constraints

The trees would not cast excessive shade on the proposed development, and due to the use of the site, shade is not considered to be an issue.

The canopies of most of the retained trees can be protected with barriers with the exception of trees overhanging the four areas of ground protection. It is the responsibility of the contractor on site to ensure that no damage occurs to the canopies of these trees. The contractor shall liaise closely with the overseeing arborist to discuss mitigation pruning of canopies before construction begins.

Arboricultural Impact Assessment Plan



4.4 Conclusions

The arboricultural impact is **MODERATE TO LOW**. The Arboricultural Impact can be mitigated primarily with replacement planting, and protective barriers, as set out in Part 5. Due to the young age, small size and poor quality of many of the trees to be removed from the site, replacement in the new scheme would be achieved by the planting of an extensive new scheme. The new tree planting will provide ample screening of the site and, ensure that tree cover is maintained in the long term.

PART 5 – TREE PROTECTION SCHEME

5.1 General

Distribution

It is important to ensure everyone involved in the planning and design of the proposed development is aware of this report and has access to a copy as soon as it is released.

Responsibilities

Successful implementation of tree protection measures and long term tree retention depends on co-ordination between the client and key personnel involved in the development.

The client and agent shall ensure that:

- the site manager and all other personnel are provided with this document;
- all planning conditions relating to underground works, services, trees and landscaping are cleared before development commences;
- all requirements of this Tree Protection Scheme are adhered to;
- the site manager is updated of any approved changes or variations to this document.

The client and site manager shall ensure that:

- a copy of this document with the Tree Protection Plan is easily accessible for site personnel to refer to before and during the time construction activity is taking place;
- all personnel working on the site are made aware of the tree protection plan and arboricultural method statements covering any activities they will undertake. This duty includes delegating the task of briefing personnel in the absence of the site manager.
- the tree protection measures are left in place until the construction phase of development is completed, except with the written consent of the LPA.
- site personnel are updated of any approved changes or variations to the approved tree protection measures.

All personnel must work in accordance with this document at all times, or in accordance with any approved variation.

Procedures for Incidents

If any breach of the approved tree protection measures occurs:

- The Local Planning Authority Tree officer or other Planning Officer and Leinster Tree Service shall be notified.
- The site manager must be informed immediately.
- Swift action must be taken to halt the breach and prevent any further breach.
- Damage mitigation measures appropriate to the scale of the incident will be deployed where required.

Prohibited Activities

The following must not be carried out under any circumstances:

- Cutting down, uprooting, damaging or otherwise destroying any retained tree.
- Lighting a fire within ten metres of the canopy of any retained tree.
- Equipment, signage, fencing, tree protection barriers, materials, components, vehicles structures shall not be attached to or supported by a retained tree.
- Mixing cement, chemical toilets and other use or storage of anything that would be harmful to trees shall not take place within, or close to a Root Protection Area (RPA).
- The distance away from the RPA must be sufficient, and the slope of the site must be such that contamination of soil in the RPA would not occur if there were spillage, seepage or displacement.
- No plant or equipment or vehicle with a hydraulic arm such as a mini digger shall be operated within striking distance of the stem and branches or the RPA of any retained tree unless otherwise specified in this report.

No alterations or variations shall be made to the approved tree protection measures without written approval from the LPA.

Timing and Order of Operations

The development must be carried out in the following order unless otherwise agreed in writing with the LPA. Each step must be completed before moving onto the next:

- i. Tree Works
- ii. Installation of tree protection barriers and temporary ground protection in areas indicated on plan and areas of special engineering.
- iii. Construction
- iv. Removal of the remaining ground protection and barriers.
- v. Landscaping and or replacement planting.

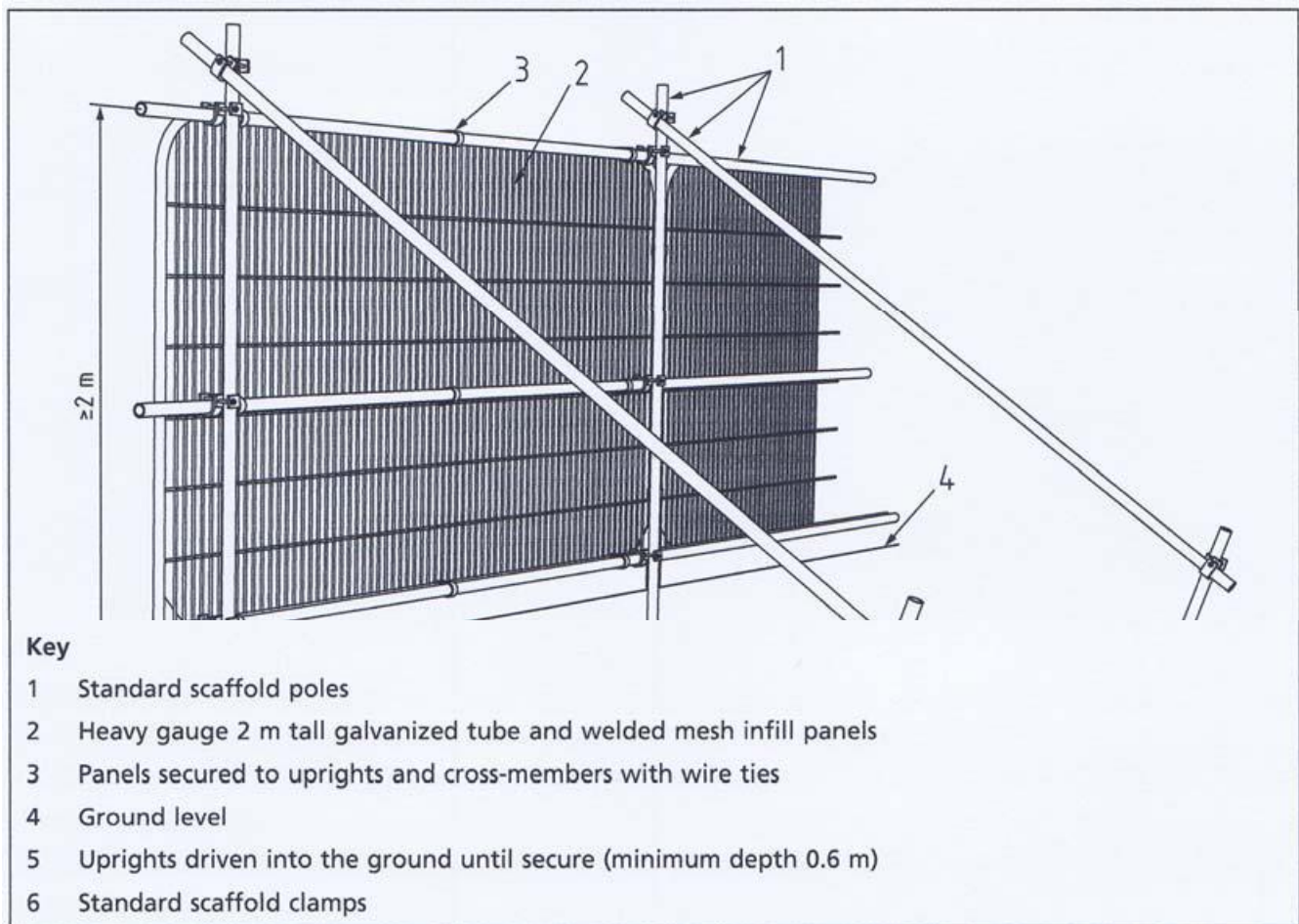
5.2 Protective Barriers & Ground Protection

Barriers

The barriers shall be installed and removed in accordance with the timing of operations above and laid out in accordance with the appended Tree Protection Plan. The appended notice should be used to create all weather notices that must be added to the tree protection barriers or suitable intervals. In the event of any panel or support becoming damaged, this must be immediately reinforced by adding panels with the designs below as appropriate.

The default specification is a vertical and horizontal scaffold framework, braced to resist impacts, as per figure 1 below. The vertical tubes are spaced at a maximum interval of 3 m and these are driven securely into the ground. Welded mesh panels are securely attached to the frame. During installation it is important to consider the position of below ground services and structural roots, which must not be damaged. Where these constraints prevent the use of this specification, an alternative specification is given below. See figure 1 below:

Figure 1 – default tree protection barrier specification

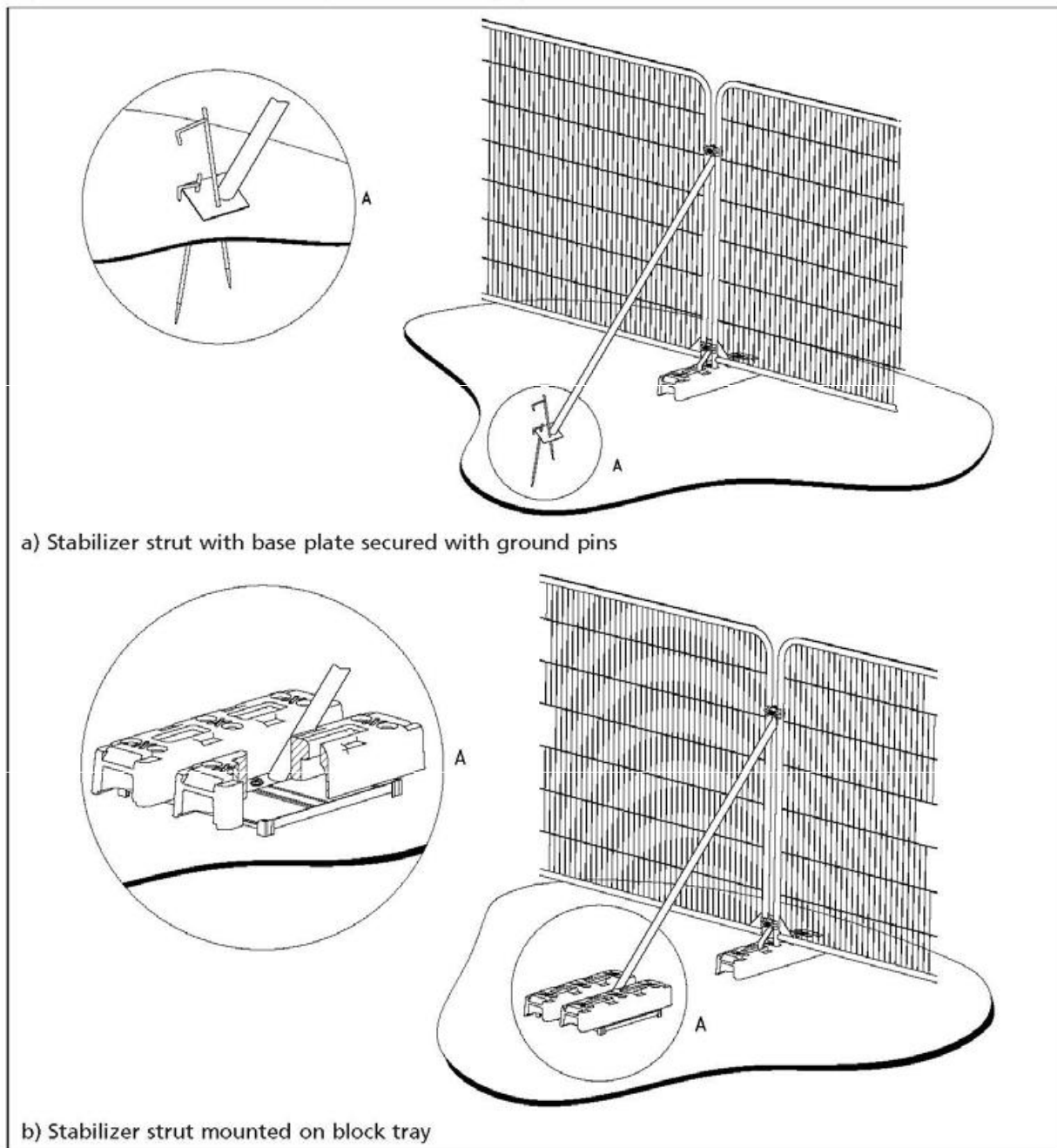


Alternative tree protection barrier design

Two metres tall welded mesh panels standing in rubber or concrete feet joined using a minimum of two anti-tamper couplers installed so they can only be removed from inside the protected area. The fence couplers should be at spaced least 1 m apart, but uniformly across the whole barrier. These panels must be supported within the protected area with struts attached to a base plate secured by ground pins as per figure above.

Where the fencing is installed above retained hard surfacing and / or it is otherwise unfeasible to use ground pins (e.g. due to underlying services or structural roots), the struts can be mounted on a block tray as per figure 2.

Figure 2 – above ground stabilising systems:



5.3 Arboricultural Method Statement

Tree Works

All tree works should be carried out by a certified arborist with appropriate qualifications, experience and public liability insurance. The work should be carried out in accordance with British Standard document number 3998:2010 “Recommendations for Tree Work”.

Tree Survey Table: Schedule of Tree Works to be carried out

Survey Ref & Description of works

Perform any and all mitigation pruning as described in the Tree Survey Table and in particular perform crown clean and corrective pruning of all trees to be retained within the site. Remove trees designated “Category R” in the Tree Survey Table”. Remove 95 No. trees and tree groups listed in this document @ 1.4 Arboricultural Impact Assessment. This work must be carried out by the project arborist.

Temporary Ground Protection

“Temporary Ground Protection Mats” and or “Cellular Confinement Systems” where indicated on the Constraints/Tree Protection Plan should be installed before any construction activity begins. They should remain in place during construction and they should be removed after all construction has ceased. The process of installation and removal of these systems must be overseen by the project arborist.

Installation of Tree Protection Barriers

Tree protection Barriers as previously specified should be installed before any construction activity begins. They should remain in place during construction and they should be removed after all construction has ceased. The process of installation and removal of these systems must be overseen by the project arborist.

Arboricultural Methodology

The development footprint encroaches onto the RPA’s of 18No. retained trees. Arboricultural methodology is needed for excavation within all 18 of these RPA’s and this will successfully mitigate the damage caused. Arboricultural methodology means that during excavations by contractors, the project arborist will be present during all parts of the excavation inside RPA’s and any roots which are exposed will be pruned cleanly. All excavations within the “RPA’s” of retained trees must be overseen by the project arborist

Landscaping

Please see landscape plan and specifications. It is my opinion that the replacement tree planting will fully compensate for the loss of trees on site both from the point of view of screening and ecological habitat.

The landscaping plan shall clearly show the location of the proposed trees and any existing trees to be removed that have not already been shown on the tree protection plan.

If within a period of four years from the date of planting of any tree, or any tree planted in replacement for it, is removed, uprooted, destroyed or dies, (or becomes in the opinion of the LPA seriously damaged or defective), another tree of the same species and size originally planted shall be planted at the same place within 12 months, unless otherwise agreed in writing with the LPA.

All trees selected shall meet BS 3936-1:1992 “Nursery Stock – Part 1: Specification for trees and shrubs”. Essentially they will be of good structural form both above and below ground with a well-developed root system. The trees shall be physiologically healthy, free of pests and diseases, dead branches and entwining branches. The trees should need little or no formative pruning at the time of planting, better quality stock should be chosen instead.

Great care must be taken to prevent any damage to trees during handling and transportation. The contractor(s) charged with supplying the trees shall ensure that the trees are handled in accordance with the Plant Handling Code, from selection at the nursery to planting on site. The trees will be well packed and secured onto the vehicle during transit, so as to avoid any damage.

The contractor shall replace any trees that are damaged on site or during transportation from the nursery to the site.

The planting pits shall be twice the diameter and depth of the tree roots. Care will be taken to ensure the tree is planted at an appropriate depth so that the root collar is just below ground level. The soil removed from the planting pit shall be well broken before backfilling. The trees will be well firmed with the ball of the foot. Each tree shall be well watered at the time of planting.

TREE PROTECTION BARRIER

ACCESS PROHIBITED

DO NOT TAMPER WITH THIS BARRIER OR REMOVE IT



This area contains trees which must be retained as part of the planning permission.

Additional legal protection may also apply e.g. a Tree Preservation Order.

Removing or damaging trees in this area may be a breach of planning permission.

Damage to protected trees may lead to a criminal conviction and / or a fine.

Only the site manager may permit for the removal or moving of tree protection measures. This should always be in accordance with the planning permission.